

Pokémon

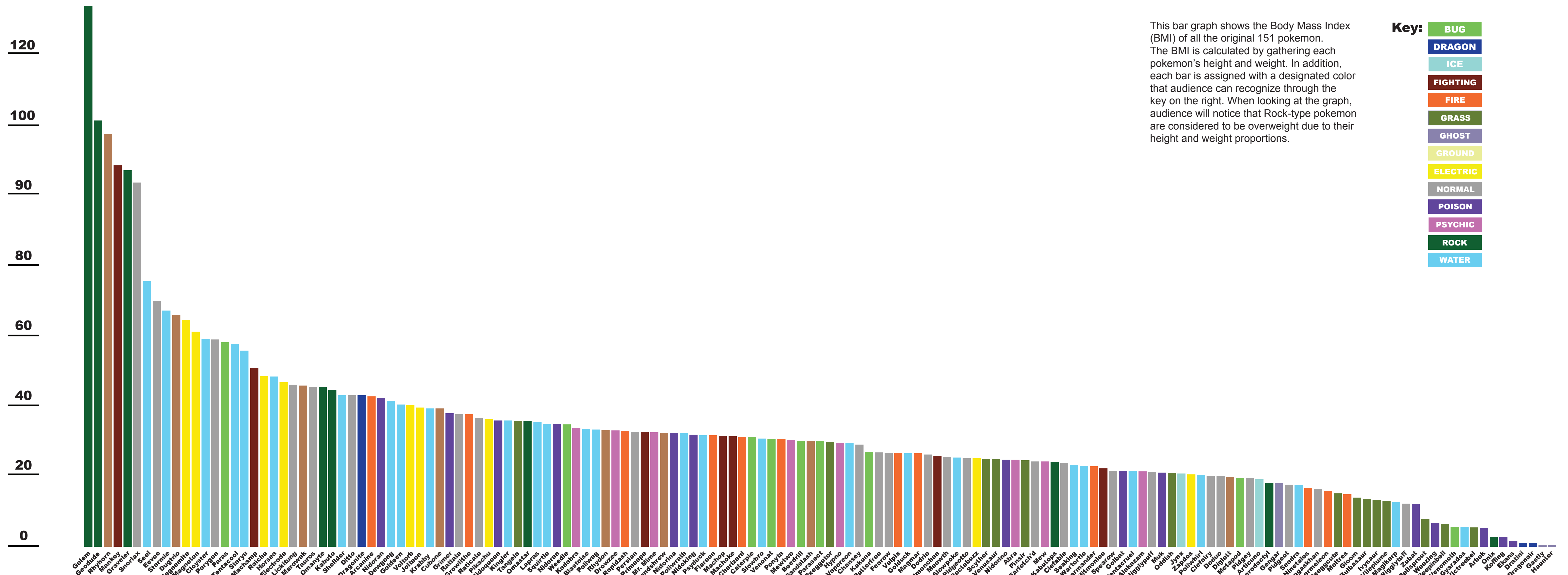
WHICH ONE WOULD YOU CHOOSE?

Pokemon was created by Satoshi Tajiri in 1996, and has since become one of the most successful franchises in the world. Throughout the years, many generations of pokemon have emerged, but the fans that have grown up with the franchise will always remember the original 151 pokemon. The pokemon encyclopedia, commonly known as the pokedex is a electronic device used in the Poke-

mon world. When a pokemon is captured, its overall data would be transferred into the pokedex. The pokedex is also referred as a list of pokemon as each pokemon have a specific identification number. Below is a pokedex info graphic of the original 151 pokemon.

GOTTA CATCH 'EM ALL

BMI (BODY MASS INDEX)



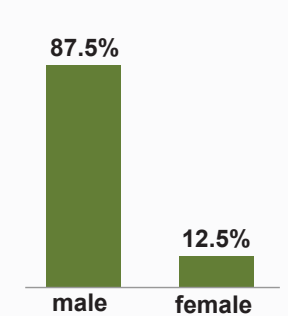
STARTERS



BULBASAU

#001

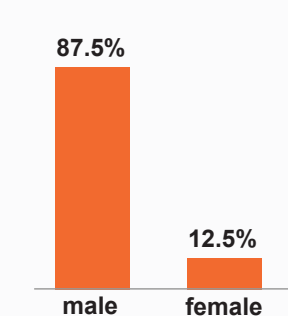
Seed Pokémon
Bulbasaur is a quadruped pokemon that resembles a lizard-dinosaur and toad. Bulbasaur is most well-known for its bulb-like organism on its back.



CHARMANDER

#004

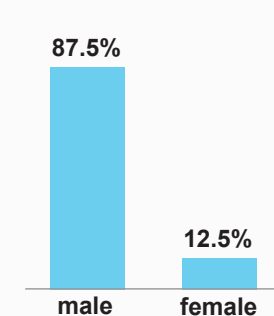
Lizard Pokémon
Charmander is a bipedal pokemon that resembles a lizard and salamander. Charmander is most well-known for its fire tip tail as it constantly burns through its life.



SQUIRTLE

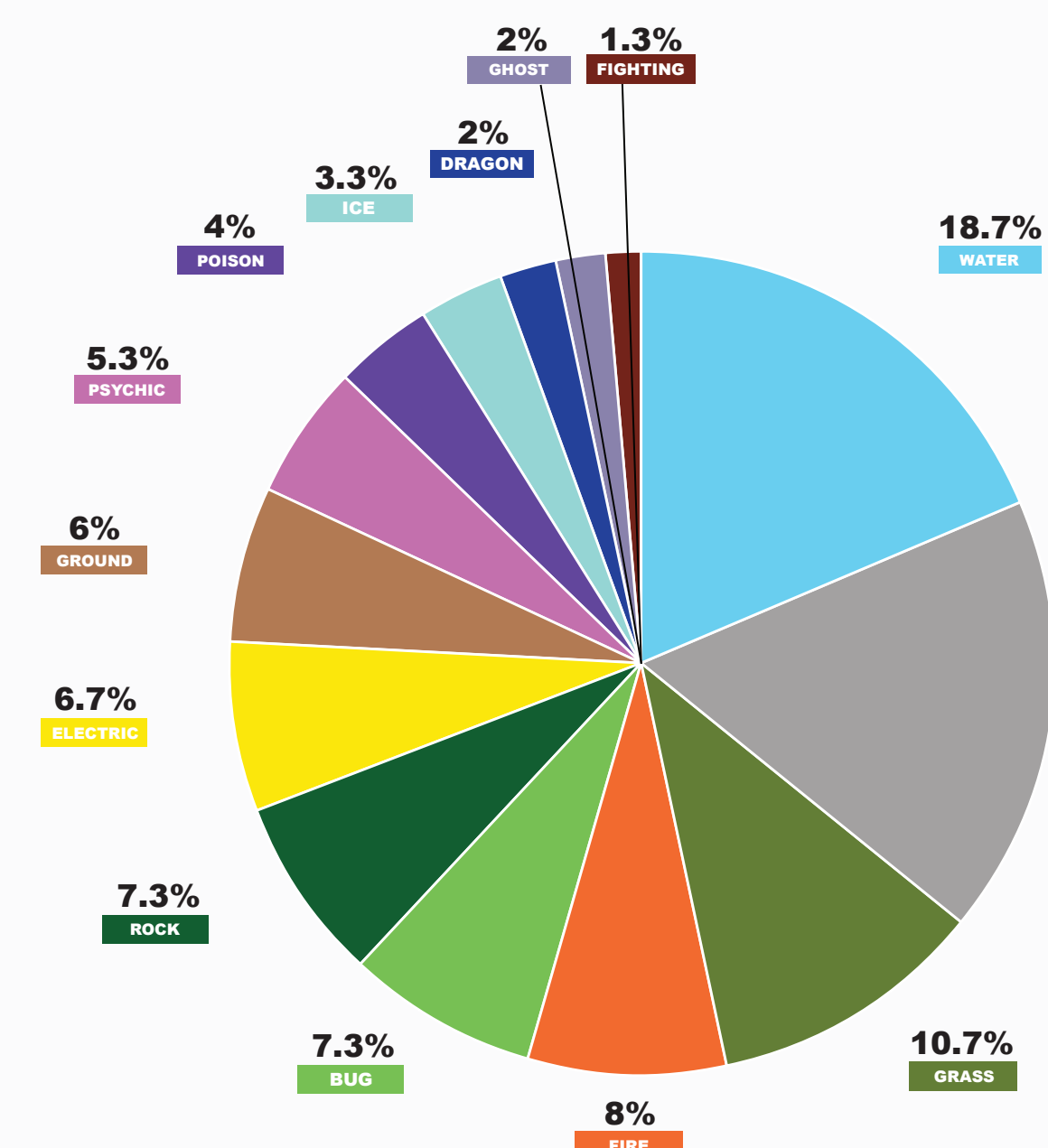
#007

Turtle Pokémon
Squirtle is a bipedal pokemon that resembles the sea turtle. Squirtle is well-known for its hard-shell back that it uses it for defense and attacks.



TYPES

WATER	28
NORMAL	26
GRASS	16
FIRE	12
BUG	11
ROCK	11
ELECTRIC	10
GROUND	9
PSYCHIC	8
POISON	6
ICE	5
DRAGON	3
GHOST	3
FIGHTING	2



This circle graph shows the 14 types of pokemon within the original 151. Each type of pokemon is color coded to its type to make it easier to distinguish. On the left side of the circle graph shows the types of pokemon followed by the number of pokemon within the type. It is then followed by the circle graph that shows the percentage of each type of pokemon. When looking at the graph, audience can see that water-type pokemon dominate in numbers.

EVOLUTION



BULBASAU



IVYSAUR



VENUSAU

Level 16


Level 32



CHARMANDER



CHARMELEON



CHARIZARD

Level 16

Level 36



SQUIRTLE



WARTORTLE



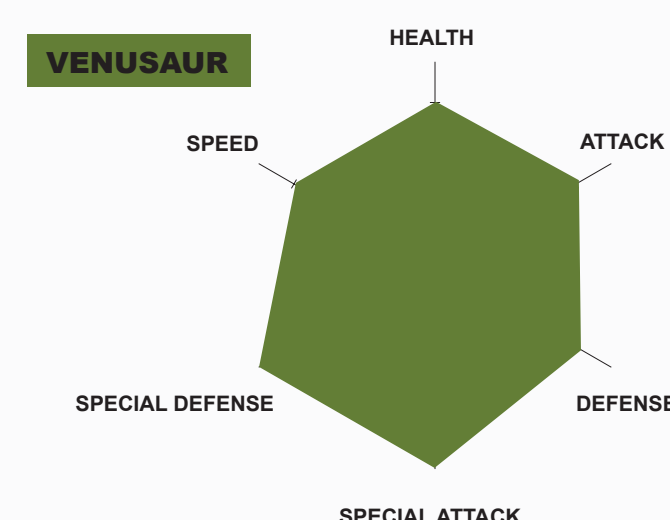
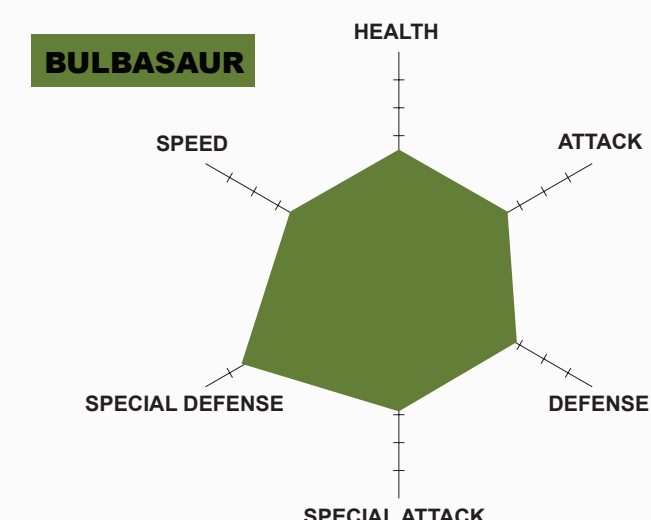
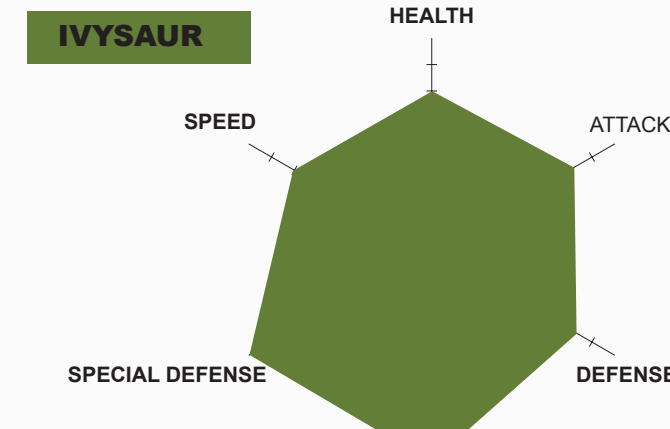
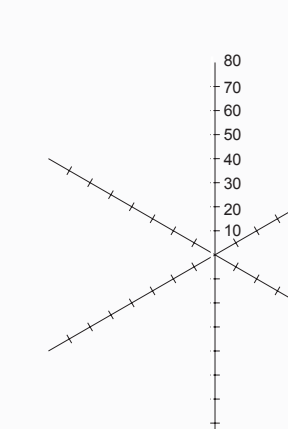
BLASTOISE

Level 16

Level 36

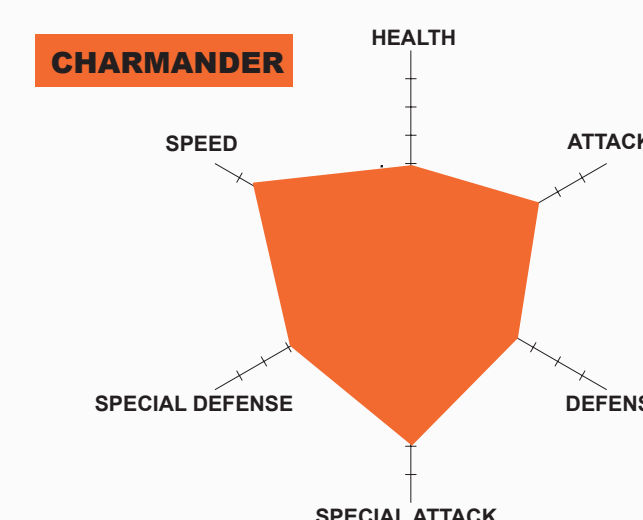
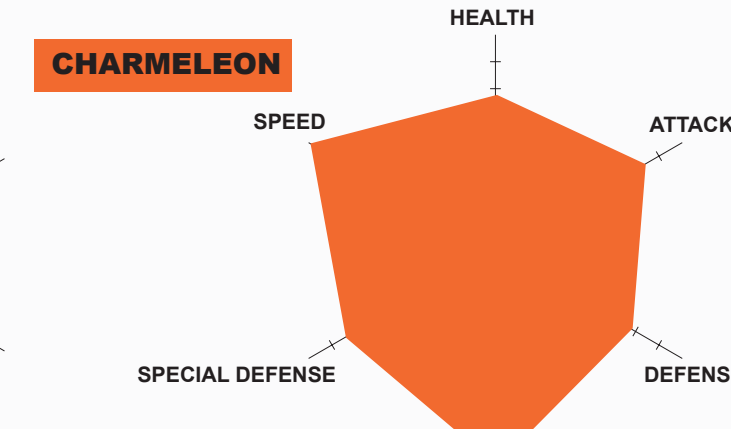
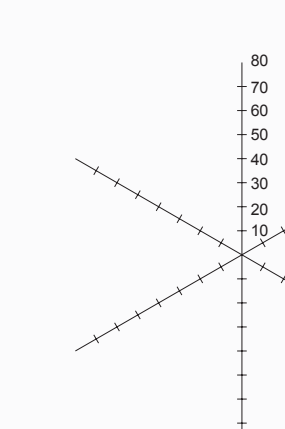
BULBASAU'S FAMILY

This radar graph shows all the base statistics of Bulbasaur's evolutionary line. Audience can see that as Bulbasaur evolves, its base statistics increase through the given areas, special defense and attack.



CHARMANDER'S FAMILY

This radar graph shows all the base statistics of Charmander's evolutionary line. Audience can see that as Charmander evolves, its base statistics increase through the given areas, special attack and speed.



SQUIRTLE'S FAMILY

This radar graph shows all the base statistics of Squirtle's evolutionary line. Audience can see that as Squirtle evolves, its base statistics equally increase through all the areas, health, attack, defense, special attack, special defense, and speed.

