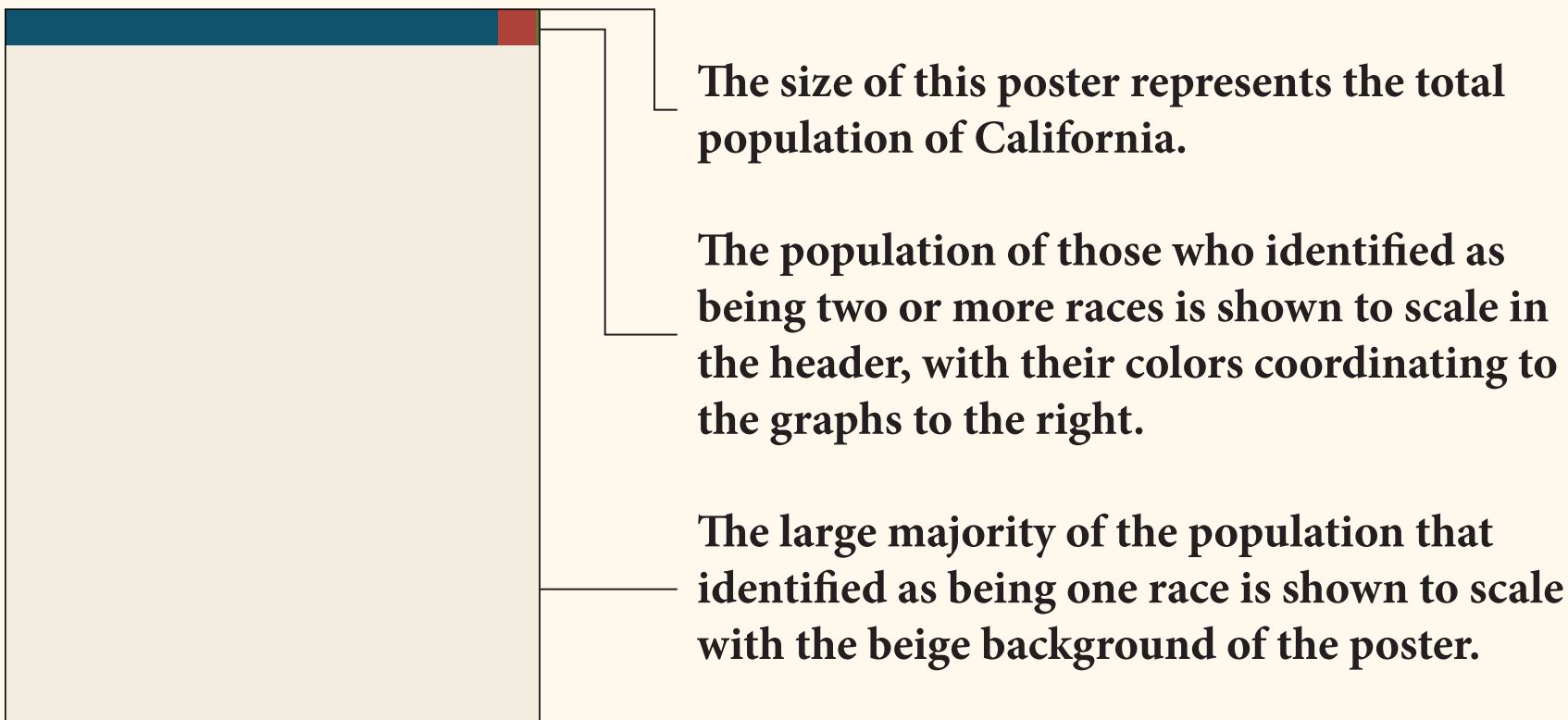


Identifying California's Diversity

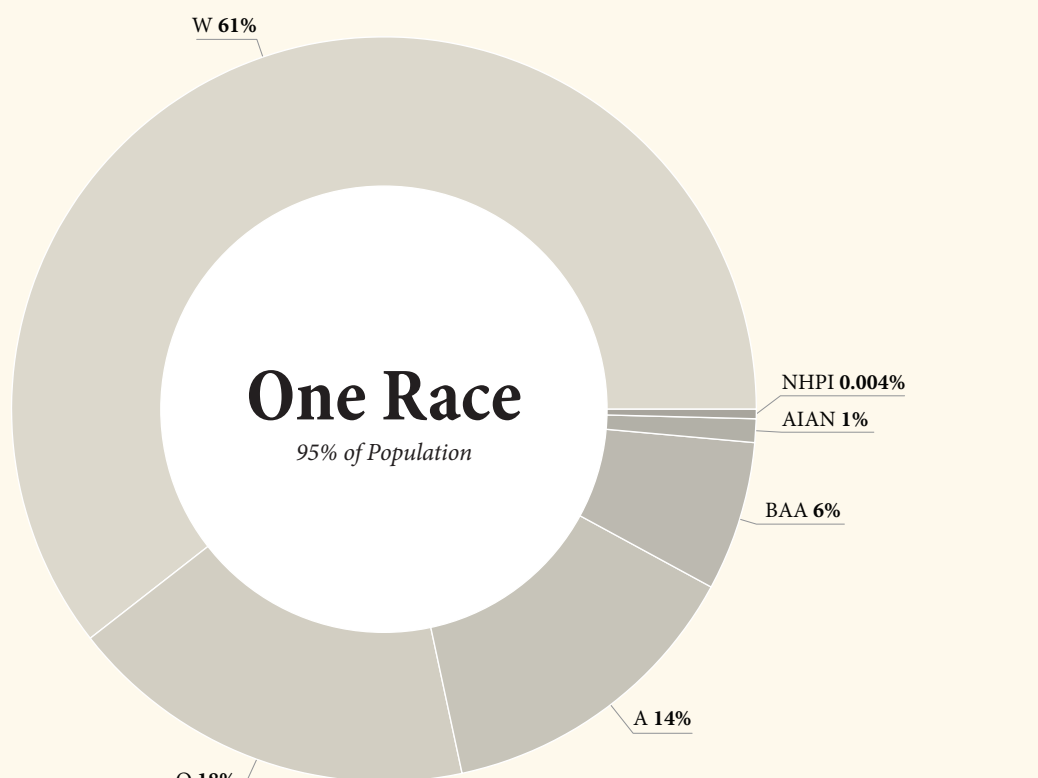
How to Read this Poster



Data from 2010 Census – www.census.gov

California Total Population 37,253,956

Data from 2010 Census – www.census.gov



One Race

35,438,572 people

The beige background of this poster represents 95% of California's population that identified as being "One Race." The respondents had six available options which are shown to the left. The population of California that identified as being "White alone" makes up 61% of this category, and approximately 78% of the total state population.

21,617,528 identified as "White alone"
6,378,942 did not identify with any of the available options by selecting "Some Other Race"
4,961,400 identified as "Asian alone"
2,126,314 identified as "Black or African American alone"
354,385 identified as "American Indian or Alaska Native alone"
141,754 identified as "Native Hawaiian or Pacific Islander alone"

What is Race?

The data on race were derived from answers to the question on race that was asked of individuals in the United States. The Census Bureau collects racial data in accordance with guidelines provided by the U.S. Office of Management and Budget (OMB), and these data are based on self-identification.

The racial categories included in the census questionnaire generally reflect a *social definition of race* recognized in this country and not an attempt to define race biologically, anthropologically, or genetically. In addition, it is recognized that the categories of the race item include racial and national origin or sociocultural groups. People may choose to report more than one race to indicate their racial mixture, such as "American Indian" and "White." People who identify their origin as Hispanic, Latino, or Spanish may be of any race.

What is Ethnicity?

In accordance with the Office of Management and Budget definition of ethnicity, the Census Bureau provides data for the basic categories in the OMB standards: Hispanic or Latino and Not Hispanic or Latino. In general, the Census Bureau defines ethnicity or origin as *the heritage, nationality group, lineage, or country of birth of the person or the person's parents or ancestors before their arrival in the United States*. People who identify their origin as Spanish, Hispanic, or Latino may be of any race.

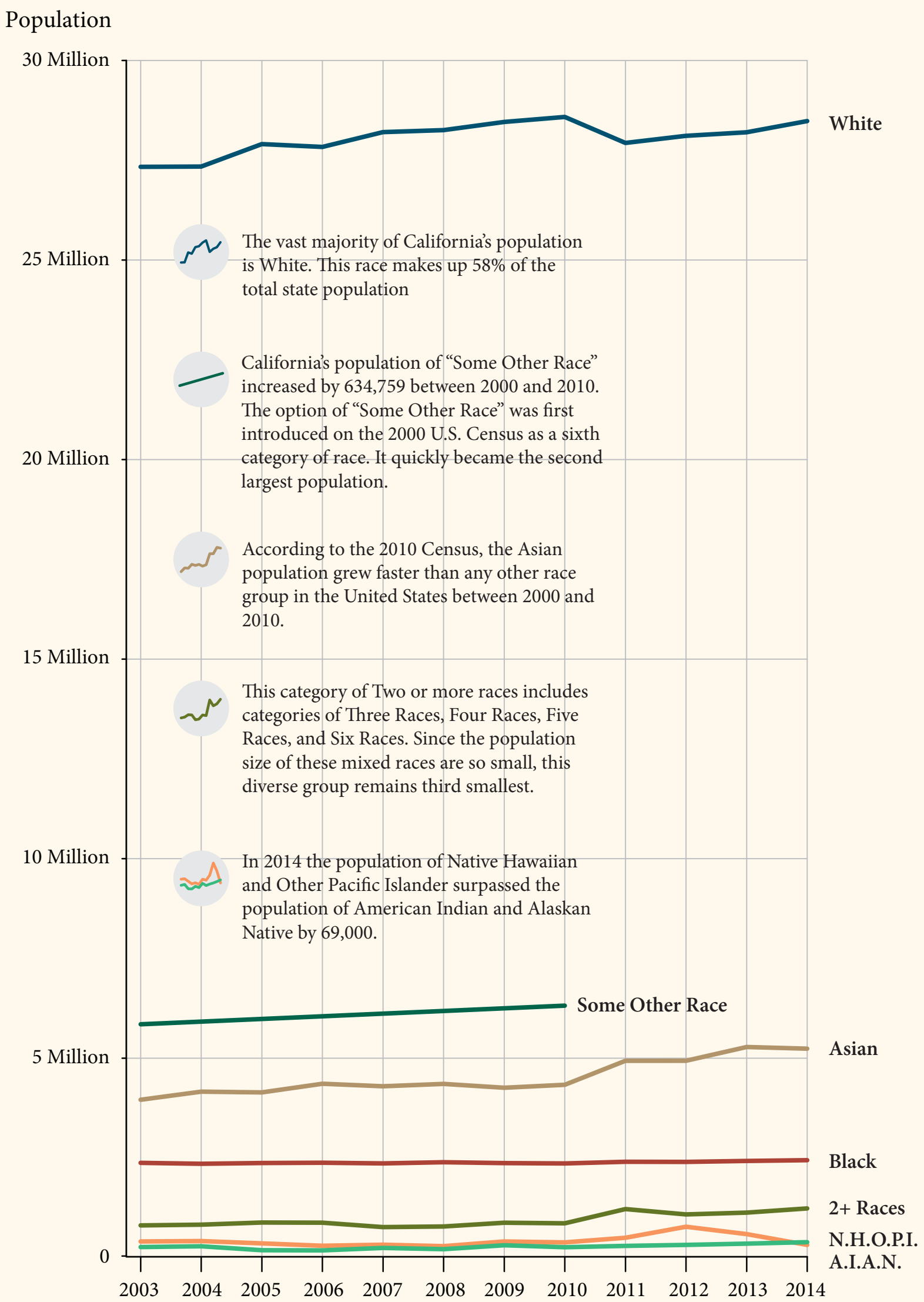
According to the revised Office of Management and Budget standards noted above, race is considered a separate concept from Hispanic origin (ethnicity) and, wherever possible, separate questions should be asked on each concept.

Hispanic or Latino

"Hispanic or Latino" refers to a person of Cuban, Mexican, Puerto Rican, South or Central American, or other Spanish culture or origin regardless of race. It is the only category available for Ethnicity on the U.S. Census and has been asked since 1980.

Current Population Survey

The Current Population Survey (CPS) is a statistical survey conducted by the United States Census Bureau for the Bureau of Labor Statistics to provide a monthly report.



Race Definitions

W – White

"White" refers to a person having origins in any of the original peoples of Europe, the Middle East, or North Africa. It includes people who indicated their race(s) as "White" or reported entries such as Irish, German, Italian, Lebanese, Arab, Moroccan, or Caucasian.

NHPI – Native Hawaiian or Other Pacific Islander

"Native Hawaiian or Other Pacific Islander" refers to a person having origins in any of the original peoples of Hawaii, Guam, Samoa, or other Pacific Islands. It includes people who indicated their race(s) as "Pacific Islander" or reported entries such as "Native Hawaiian," "Guamanian or Chamorro," "Samoan," and "Other Pacific Islander" or provided other detailed Pacific Islander responses.

AIAN – American Indian or Alaska Native

"American Indian or Alaska Native" refers to a person having origins in any of the original peoples of North and South America (including Central America) and who maintains tribal affiliation or community attachment. This category includes people who indicated their race(s) as "American Indian or Alaska Native" or reported their enrolled or principal tribe, such as Navajo, Blackfeet, Inupiat, Yup'ik, or Central American Indian groups or South American Indian groups.

BAA – Black or African American

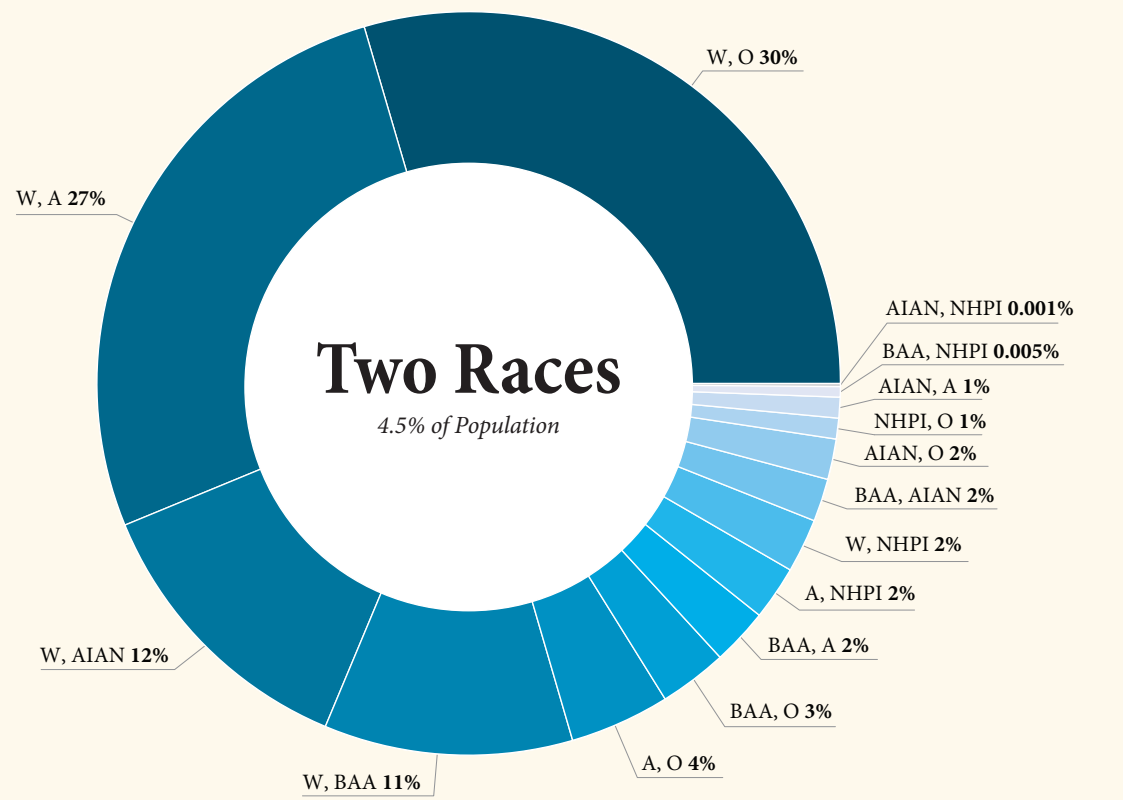
"Black or African American" refers to a person having origins in any of the Black racial groups of Africa. It includes people who indicated their race(s) as "Black, African Am., or Negro" or reported entries such as African American, Kenyan, Nigerian, or Haitian.

O – Some Other Race

"Some Other Race" includes all other responses not included in the White, Black or African American, American Indian or Alaska Native, Asian, and Native Hawaiian or Other Pacific Islander race categories described above. Respondents reporting entries such as multiracial, mixed, interracial, or a Hispanic or Latino group (for example, Mexican, Puerto Rican, Cuban, or Spanish) in response to the race question are included in this category.

A – Asian

"Asian" refers to a person having origins in any of the original peoples of the Far East, Southeast Asia, or the Indian subcontinent, including, for example, Cambodia, China, India, Japan, Korea, Malaysia, Pakistan, the Philippine Islands, Thailand, and Vietnam. It includes people who indicated their race(s) as "Asian" or reported entries such as "Asian Indian," "Chinese," "Filipino," "Korean," "Japanese," "Vietnamese," and "Other Asian" or provided other detailed Asian responses.

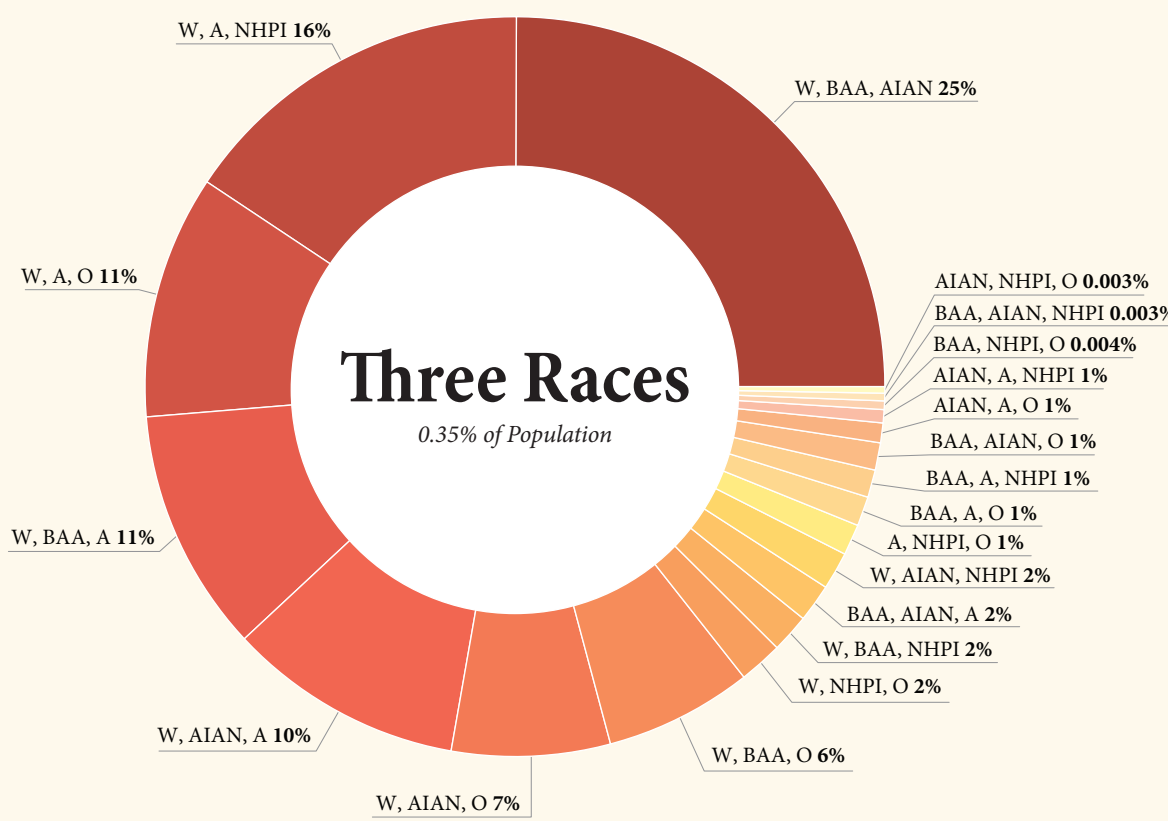


Two Races

1,673,501 people

The blue area at the top of this poster is proportional to the 4.5% of California's population that identified as being "Two Races". In a predominantly White state, one could assume that the largest combinations of two races would include "White", and another race with a high population. However, the third largest population within the category identified with being "White and American Indian or Alaska Native".

502,050 identified as "White and Some Other Race"
451,845 identified as "White and Asian"
200,820 identified as "White and American Indian or Alaska Native"
1,673 identified as "American Indian or Alaska Native and Native Hawaiian or Pacific Islander"

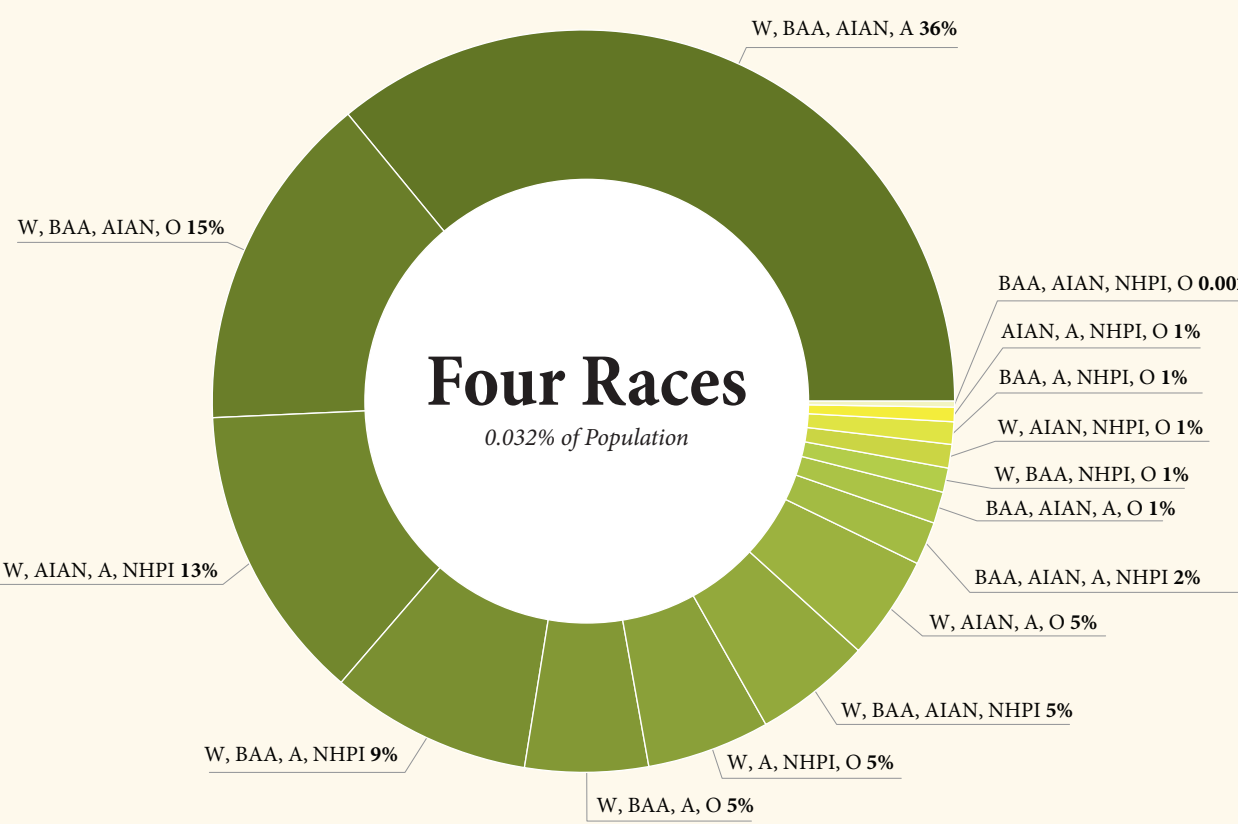


Three Races

128,122 people

The red area at the top of this poster is proportional to the 0.35% of California's population that identified as being "Three Races".

32,030 identified as "White, Black or African American, and American Indian or Alaska Native"
20,499 identified as "White, Asian, and Native Hawaiian or Pacific Islander"
14,093 identified as "White, Asian, and Some Other Race"
384 identified as "American Indian or Alaska Native, Native Hawaiian or Pacific Islander, and Some Other Race"

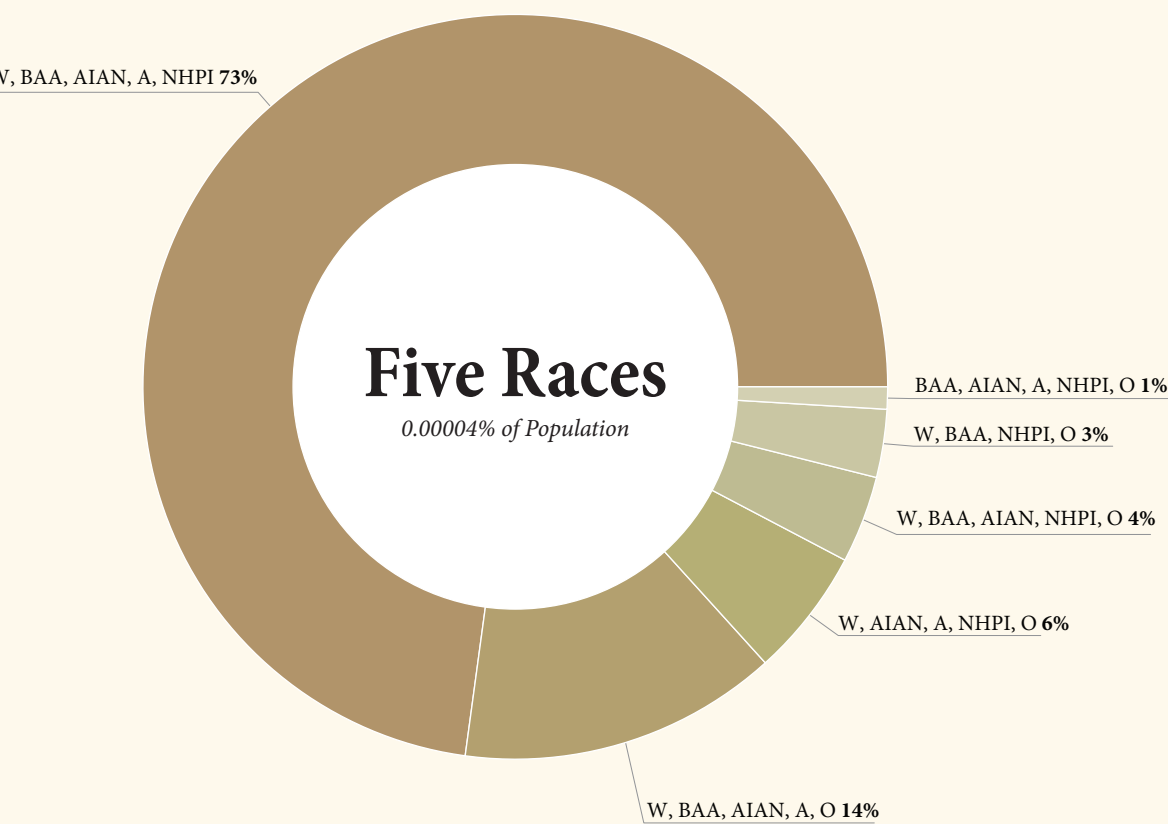


Four Races

12,080 people

The green area at the top of this poster is proportional to the 0.032% of California's population that identified as being "Four Races".

4,348 identified as "White, Black or African American, American Indian or Alaska Native, and Asian"
1,812 identified as "White, Black or African American, American Indian or Alaska Native, and Some Other Race"
1,570 identified as "White, American Indian or Alaska Native, Asian, and Native Hawaiian or Pacific Islander"
1,812 identified as "White, Black or African American, American Indian or Alaska Native, and Some Other Race"
24 identified as "Black or African American, American Indian or Alaska Native, Native Hawaiian or Pacific Islander and Some Other Race"



Five Races

1,558 people

Only 0.00004% of California's population that identified as being "Five Races". The proportion in scale with the other categories is not visible at the top of this poster.

1,137 identified as "White, Black or African American, American Indian and Alaskan Native, Asian, and Native Hawaiian and Other Pacific Islander"
218 identified as "White, Black or African American, American Indian and Alaskan Native, Asian, and Some Other Race"



Six Races

123 people

Only 0.000003% of California's population identified as being "Six Races". The proportion in scale with the other categories is not visible at the top of this poster.

123 identified as all six available race options including "Some Other Race"