

Pino Trogu

SFSU

370 Colloquium

Wednesday

August 10, 2011



HOME

Sardinia, circa 1950



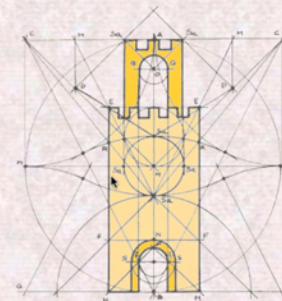






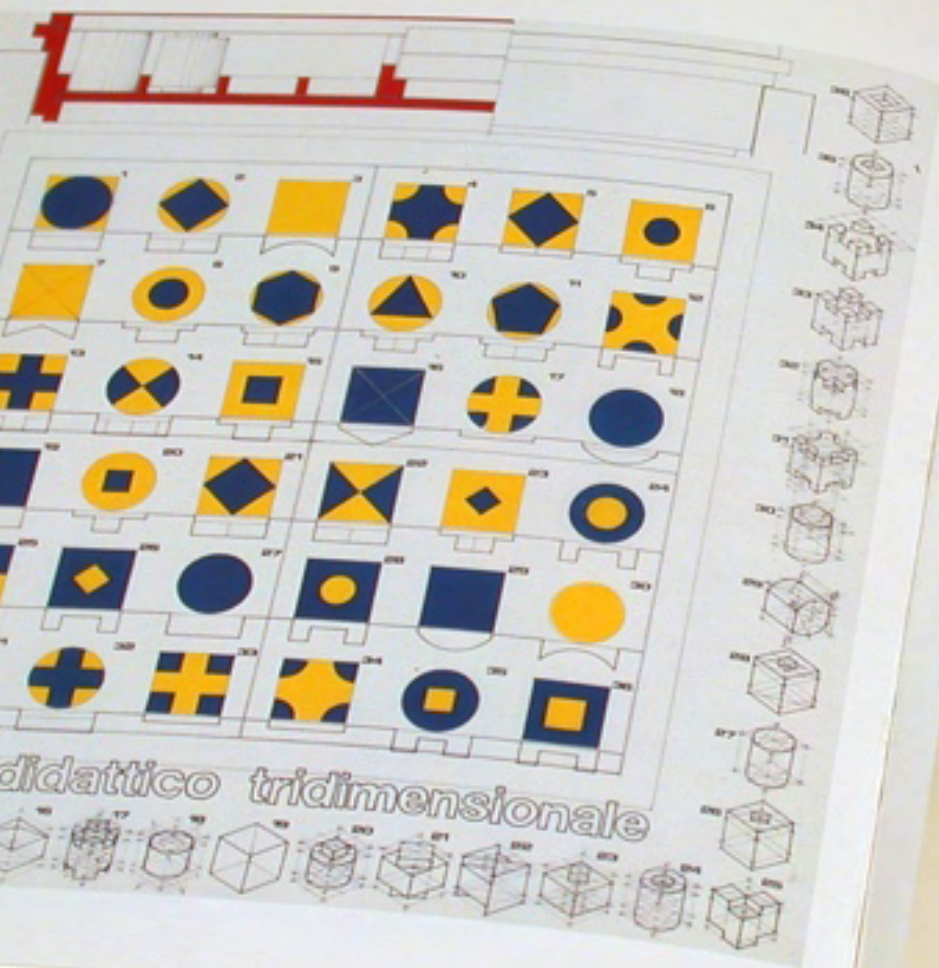
Art Institute Industrial Design Sardinia



ISTITUTO STATALE D'ARTE "C. CONTINI" ORISTANO







Invitazioni di laboratorio (s. 1975).
Invitazioni nell'aula di progettazione



Analisi grafica della struttura di elementi naturali (s. 1984)



Art Institute Graphic Design Urbino



ISIAUrbino MINISTERO DELL'UNIVERSITÀ
ALTA FORMAZIONE ARTISTICA

[HOMEPAGE](#) [ISTITUTO](#) [AMMISSIONE](#) [DIDATTICA](#) [CALENDARI](#) [PROGETTI](#) [STUDE](#)

**Diploma di II livello
in Grafica delle immagini
a indirizzo
Fotografia dei
Beni Culturali**

**Una palestra per
una completa
formazione nella
professione
del fotografo**

**Calendario
Accademico
A.a. 2009-2010**

**Candidati ammessi al
1° anno del Diploma
Accademico di
secondo livello in
Grafica dei sistemi
Indirizzo
Comunicazione e
design per l'editoria
A.a. 2009-2010**

Offro Stages e tirocini
Eikon ricerca 1 web designer
con un minimo di esperienza
per la progettazione e
sviluppo di applicazioni web.
E' richiesta la conoscenza







CHANGE OF TEMPERATURE
COLD → COLDER
WARM → WARMER

VALUE
↓

Rhode Island School of Design Providence



2+4



ALI
GOLD
BLACK





SPEC
TURQ
OXIDE
WHITE



lighter



SPEC
TURQ
ULTRA
ROSE
WHITE




3+4



4+7



ROSE
GOLD
ULTRA
FLAME
WHITE



duller



8





3



5



3+7




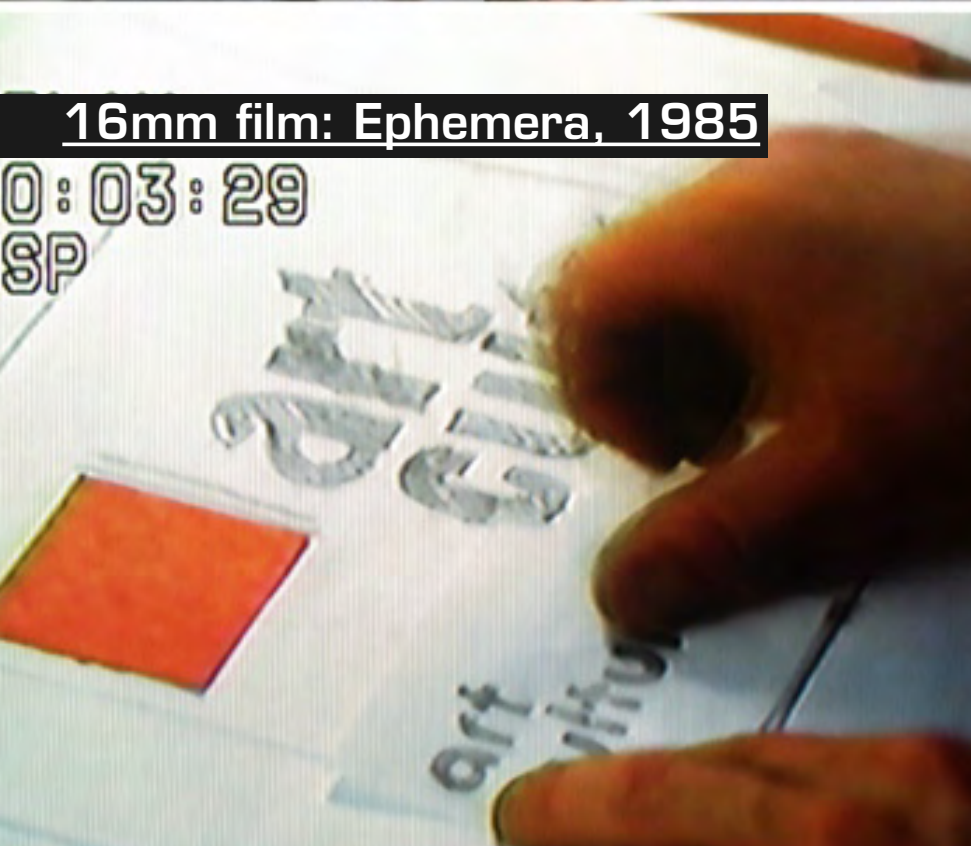

9

risd
rhode island school of design

- ADMISSIONS
- ABOUT
- DEGREES
- CONTINUING ED
- ALUMNI
- PARENTS
- GIVE TO RISD
- MUSEUM

THE BRILLIANT LINE | Renaissance engravings

DARKER : GREEN
VIOLET



16mm film: Ephemera, 1985

35mm film: Arki, 1991



WORK

Galleria Vittorio Emanuele. Milan, Italy.

GrafCo

book-makers
UNITED

Mauro Santella

Pier Antonio Zevi

Mauro Piacentini

Pino Poggi

libri
riviste
marchi
immagini
manifesti
cataloghi
mostre
brochures
fotografie
logotipi
books
magazines
logos
pictures
posters
catalogues
exhibitions
brochures
photos
logotypes



PHOTO: GIOVANNI MARIANI

S

Z

P

T







Istituto Europeo di Design, Istituto Superiore di Comunicazione, Centro ricerche
 Comunicare una scuola italiana nel mondo. Manifesti, pieghevoli e prodotti editoriali. Visual identity for an Italian design school and its international promotional campaign. Posters, pamphlets and various publications. 1991-1995 (P+2+5)

R
Rete Ambiente
 Marchi per l'Editore e il Network. Logos for the publisher and its network. 1995 (2+P)

A
Edizioni Ambiente
 Editore specializzato in temi ambientali. Riviste, libri, pieghevoli. Publisher specializing in environmental issues. Magazines, books, and pamphlets. 1994-1995 (P+2+T)



Prenatal-WWF
 Diario e calendario scolastico per bambini. Datebook/diary and calendar for schoolchildren. 1995 (P+5)





Alessi

ACHILLE CASTIGLIONI

Menorah, 1962.

*Prototype in aluminum and plastic
(Arch. No. AC 282)
W 29 cm (11 1/2"), H 4.3 cm (1 3/4")
H 29.2 cm (11 1/2")*

Achille Castiglioni's influence on Alessi goes much beyond his design contributions—many of which were put into production. For one, he increased our "turnout" capacity and he definitely taught us to "demystify" the world of design.

The Menorah is his contribution to the research "Nerot Mizvah: Contemporary ideas for light in Jewish Ritual" promoted in 1985 by Itzaki Gaon of the Israel Museum in Jerusalem. His version of the traditional Jewish candle holder features ready-made handle bar caps, directly from a Japanese motorcycle, that grant a perfect hold.



Foto: A&P S&P




ACHILLE CASTIGLIONI

Folding Tray, 1962.

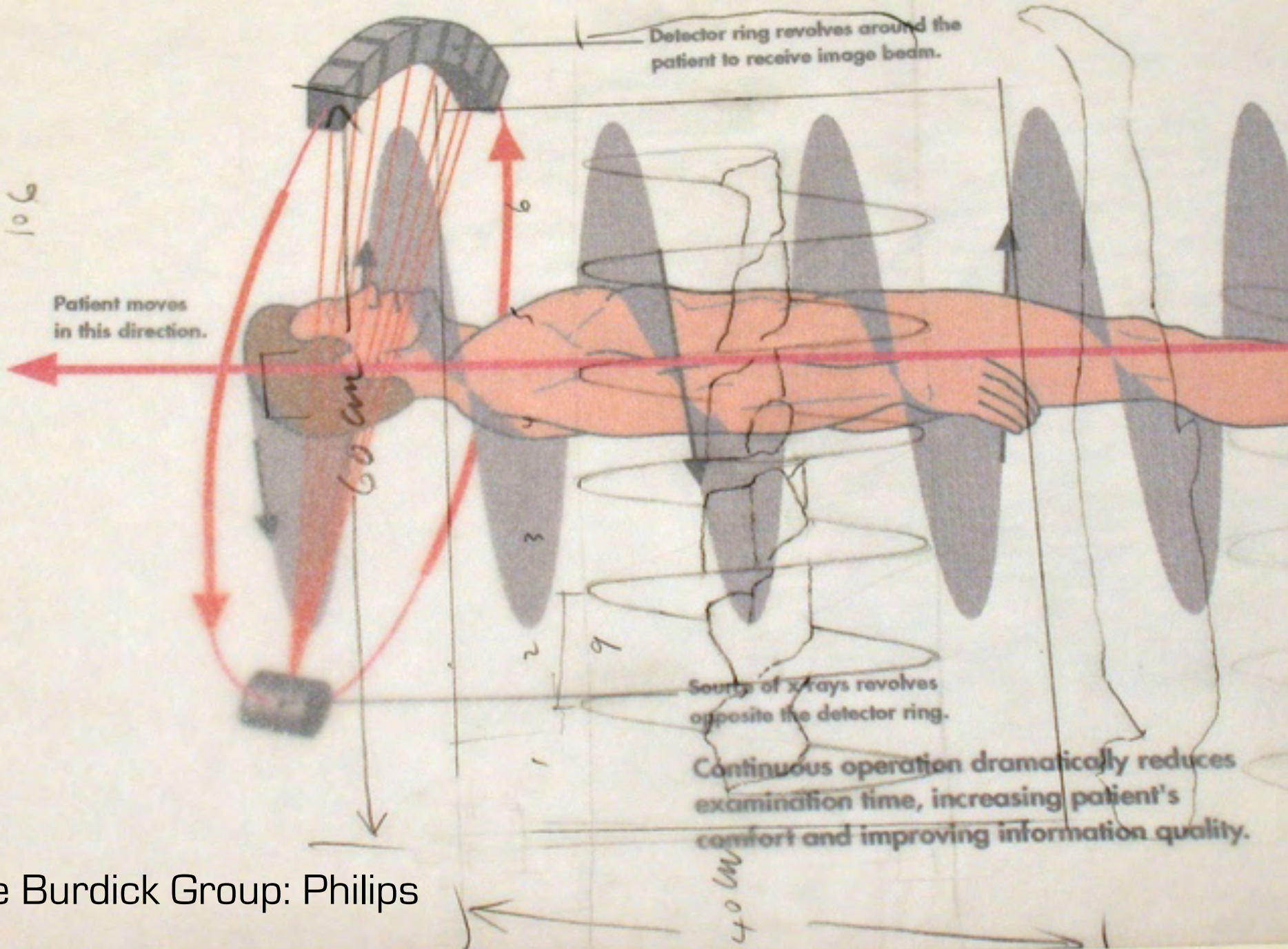
*Prototype in nickel-plated copper
(Arch. No. AC 932)
W 34 cm (13 1/2"), H 29.5 cm (11 3/4")
H 2.3 cm (7/8") W 48 cm (15 3/4")
H 48 cm (15 3/4") (open)*

Our acquaintance with Achille Castiglioni dates back to 1979, when, on occasion of the Forum Design exhibition in Linz, he designed the layout of the Alessi/Zanotta installation. In addition to the designs put into production under Alessi's or Officina Alessi's trademarks, Castiglioni forced us to promote the development of a variety of prototypes issuing from more "experimental" designs, that we have not dared put into production yet.

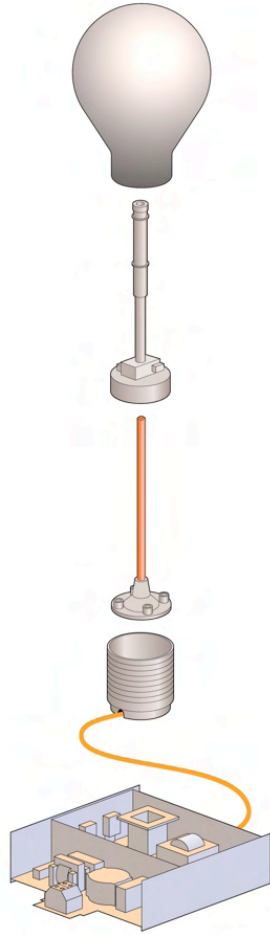
For instance this biking tray equipped with hinges and fins, ideal for apartments with space problems.



48
106



The Burdick Group: Philips



RELIABLE ELECTRONICS



PHILIPS INNOVATION
Philips innovation is driven by the
desire to make something better,
smarter, simpler.

Using electronics expertise,
Philips produced reliable
and compact control gear to run
the QL lamp throughout its long life

One of the key electronics innovations for Philips is
the QL lamp. Features in manufacturing allow Philips to
produce compact and reliable electronic control gear for the
lifetime of the QL.

One of the key to maximum lighting efficiency and
reliability is efficient heat control. This is achieved
through Philips expertise in thermodynamics.



EFFICIENCY
The addition of the control gear
helps the lamp to run cooler,
reducing the risk of overheating
and increasing the lifetime and
reliability of the lamp.

By using advanced heat
control technology, Philips
can ensure a consistent
and reliable light output
over the lamp's lifetime.



ELECTRONIC EFFICIENCY

Philips' compact and reliable electronic control gear is designed to last for the lifetime of the lamp. It is made from high-quality materials and is protected against moisture and dust. This ensures that the lamp will continue to provide reliable light output for many years.

The Philips QL lamp is a compact and reliable light source that provides high-quality light output. It is designed to last for the lifetime of the lamp and is protected against moisture and dust. This ensures that the lamp will continue to provide reliable light output for many years.

ENERGY EFFICIENCY

Philips' compact and reliable electronic control gear is designed to last for the lifetime of the lamp. It is made from high-quality materials and is protected against moisture and dust. This ensures that the lamp will continue to provide reliable light output for many years.

Philips QL lamp is a compact and reliable light source that provides high-quality light output. It is designed to last for the lifetime of the lamp and is protected against moisture and dust. This ensures that the lamp will continue to provide reliable light output for many years.

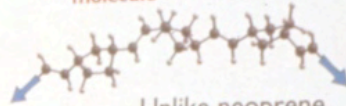


West Office:
California Museum
of Science
and Industry




neoprene molecules to one another make sure the ball returns to its original shape.

Polynorbornene molecule




2

Unlike neoprene, the polynorbornene molecules in Ball 2 contain a bulky five-carbon ring which makes it more difficult for them to move past one another. Because the molecules rub one another a lot as they stretch and then return to their original shape after impact, most of the ball's impact energy is lost as heat due to friction. Little energy is left to make the ball bounce.



FOLLOW



- Compare the balls:
- Do they look the same?
 - Do they feel the same?
 - Is their chemical structure the same?



AND THE MAGIC CONTINUES...



A B C D E F G


H I J K L M N

O P Q R S T U

V W X Y Z



SPECIAL EFFECTS 2





DIGITAL BIG SCREEN



These creatures were drawn using a computer.

If you look closely, they are made of tiny squares called "pixels". Each pixel is filled with a color code.


Each color has a code. In the color "green", the computer inserts a string of numbers.

THE DIGITAL WORKFLOW

1. Concept Art
2. Storyboarding
3. Pre-visualization
4. Modeling
5. Texturing
6. Rigging
7. Animation
8. Rendering
9. Compositing
10. Final Output



MOTION CONTROL





GrafCo: Mayor's Office of Housing, SF




GrafCo:
Recycling Exhibit












ALUMINUM RECYCLING




TEACHING




**Virginia
Commonwealth
University
Richmond, VA**



Bela Bartok and the Golden Section
Laura Mitchell







Typography, My Way

Distraction the essence of all things good,
I tie my arms upon you like a bow,
missing over inadequacies,
fitting parallels and the tips of ruling pens
into some slanted perspective.

It is all at my fingertips.

The room so angular, so pointed and particular,
I spy myself in pairs of pupils - such a face.

Before they invented compasses,
how were the circles born?
On sea foam like fair Aphrodite,
or through the grasping of determined fingers,
curling in as leaves.

No matter

You hug me, all words gone,
and there is nothing left for letterforms to say,
the jointed slurs of speech bubble around us,
beautiful without line, unknown to ink or rule or pen

perfect in their clarity

Anonymous

Typography
My Way

Colophon

The poem *Typography, My Way* was written in 1991 by a student of typography at Virginia Commonwealth University, Richmond, VA. Transcribed by the teacher Pino Trogu and rediscovered in 2005 in San Francisco. It was first published by Jack W. Stauffacher of The Greenwood Press, as part of a limited edition boxed set of poetry entitled *Verve into TYPE*, the APHA Poetry Portfolio. American Printing History Association, 2006.

This 4-page broadside was designed and produced by Wilfred Castillo, as part of DSGD 184, Digital Applications Methodology, a graphic design class taught in the fall of 2006. School of Art and Design, San Jose State University, California, USA.

Additional text: Poets are sometimes analyzed by their handwriting to reveal their personality. Knowing poets' personalities, we see how their traits can influence their poetry. I reveal this by the strokes of an ink calligraphy pen. Connecting the poem as a whole, the ink strokes reveal its own visual interpretation of the poem and a sense of the poet's state of mind when the poem was written.

Typefaces: Flemish Script Regular, Minion Pro Regular, Minion Pro Semibold Italic, Frutiger Regular, Frutiger Bold

Illustrations: Wilfred Castillo

Broadside n. 12 of 26

Copyright © Wilfred Castillo, 2006

San Jose State
University, CA

Distraction the essence
of all things good.
I tie my arms upon you
like a bow,
musing over inadequacies,
filling parallels and the tips of ruling pens
into some shocked perspective.
It is vast at my wingtips.
The room so angular,
so pointed and particular, I spy
myself in pairs
of pupils - such a face.
Before they invented compasses,
how were the circles born?
On sea foam like fair Aphrodite,
or through the grasping
of determined fingers,
curling in as leaves?

No matter

You hug me,
all words gone, and there is nothing left
for letterforms to say.
The jointed slurs
of speech bubble around us,
unknown to ink, beautiful without line,
or rule or pen
perfect in their clarity

Additional text: This is sometimes used by the
handwriting to reveal their personality. Knowing your
personality, we see how their style can influence their writing.
I never find the letters of an old cursive pen. Contrasting
the room as a whole. The ink strokes reveal its own soul.
Investigation of the poem and a sense of the poet's state of
mind when the poem was written.
Professor Timothy Wright, English, Middle Tennessee State University
The Midwest calligraphic festival, August 2008

The poem 'Typography' by Wray was written in 1987 by a student
of typography at Virginia Commonwealth University, Richmond,
VA. It was included in the teacher's first book and reprinted
in 2002 in San Francisco. It was first published by Jack W.
Bauer of the Greenwood Press, as part of a limited edition
book of poetry entitled 'Wray: The Wray Poetry Society'.
The American Printing History Association, 2008.
This 4-page portfolio was designed and produced by Wray
Calligraphy, as part of the 2008 Digital Applications Technology
Graphic design class taught in the fall of 2008. School of Art
and Design, San Jose State University, California, USA.

Portfolio n. 12 of 28

Copyright © Wray Calligraphy 2008

typography



Colophon The poem *Typography, My Way* was written in 1999 by a student of typography at Virginia Commonwealth University, Richmond, VA. Transcribed by the teacher Pino Trope and rediscovered in 2009 in San Francisco. It was first published by Jack W. Stauffer of The Greenwood Press, as part of a limited edition bound set of poetry entitled *Words into TYPE*, the APHA Poetry Portfolio. American Printing History Association, 2006.

This 4-page broadside was designed and produced by Mayana Hoods, as part of DSGD 066, Digital Applications Methodology, a graphic design class taught in the fall of 2006. School of Art and Design, San Jose State University, California, USA. According to Hoods' interpretation, the poem describes typography through two human

senses, seeing and hearing. And she visualizes the three significant scenes of the poem with the two human senses: the angular letters through the writer's eyes, the circular forms of the nature through the antiquity's eye, and the letters merging into the air and becoming the invisible sounds.

Additional text: Mayana Hoods
Typography: Roman Antique
Illustrations: Anatomy of the eye and orbit
An Atlas of Anatomy for Artists
Mayana Hoods
Broadside is: 14 of 28
Copyright © Mayana Hoods, 2006



seeing hearing, feeling

Typography, My Way

Distraction the essence of all things good.
I tie my arms upon you like a bow,
musing over inadequacies,
fitting parallels and the tips of ruling pens
into some shocked perspective.

It is vast at my wingtips.

The room so angular, so pointed and particular,
I spy myself in pairs of pupils – such a face.

Before they invented compasses,
how were the circles born?


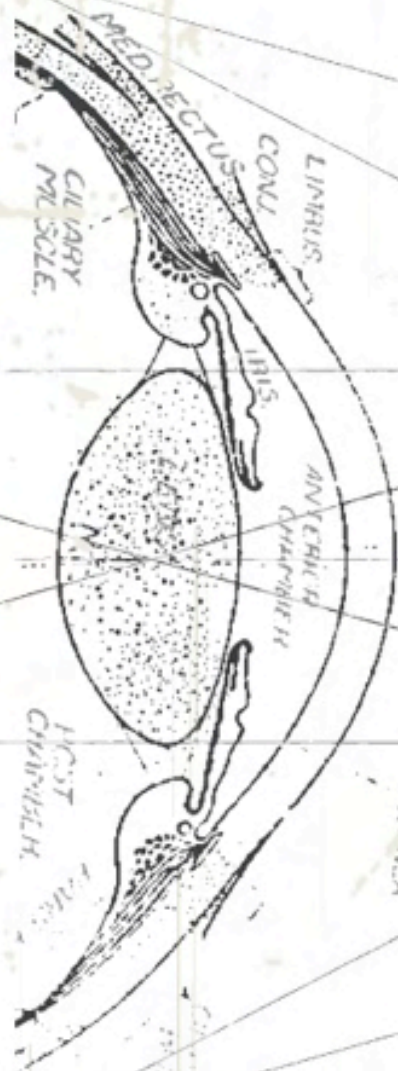
On sea foam like fair Aphrodite,
or through the grasping of determined fingers,
curling in as leaves!

No matter

You hug me, all words gone,
and there is nothing left for letterforms to say,
the jointed stirs of speech bubble around us,
beautiful without line, unknown to ink or rule or pen

perfect in their clarity

Anonymous





Colophon:

The poem *Typography, My Way* was written in 1991 by a student of typography at Virginia Commonwealth University, Richmond, VA. Transcribed by the teacher Pino Trogi and rediscovered in 2005 in San Francisco. It was first published by Jack W. Stauffacher of The Greenwood Press, as part of a limited edition boxed set of poetry entitled *Verses Into TYPE*, the APHA Poetry Portfolio, American Printing History Association, 2006.

This 4-page broadside was designed and produced by Brittany Denzler, as part of DSGD 186, Digital Applications Methodology, a graphic design class taught in the fall of 2006, School of Art and Design, San Jose State University, California, USA.

Typefaces: Franklin Gothic Book, Helvetica

Broadside n. 1 of 26

Copyright © Brittany Denzler, 2006

Typography, My Way

before they invented compasses,

can't we just be friends?

how were circles born?

don't want to go back to circles

was so happy

fourteen times without coming

oh man you have to
i won't forget

fourteen times without coming
the jointed slurs of speech bubble around us
let me borrow a pencil
forget it!
do we have homework due tomorrow
he wouldn't just leave it alone
you see that movie the
and had a cup of
can't we just be friends?

beautiful without line, unknown to ink or rule or pen

don't want to go back to class
that wasn't my intent at all
I won't forget
oh man you have to
that teacher sucks take
see last night's episode
leave me alone weird
five assignments on the first day

perfect in their clarity

Typography, My Way

Distraction the essence of all things good,
I tie my arms upon you like a bow,
musing over inadequacies,
fitting parallelisms and the tips of ruling pens
into some shocked perspective,

It is vast at my fingertips,
The room so angular, so pointed and particular,
I spy myself in pairs of pupils – such a face,

Before they invented compasses,
how were the circles born?
On sea foam like fair Aphrodite,
or through the grasping of determined fingers,
cutting in as leaves?

No matter

You hug me, all words gone,
and there is nothing left for letterforms to say,
the jointed slurs of speech bubble around us,
beautiful without line, unknown to ink or rule or pen
perfect in their clarity

Anonymous

typewriter

mechanical to electronic

A typewriter is a mechanical, electromechanical, or electronic device that prints letters on paper. Typewriters have changed significantly in the modern era. The most remarkable development was the transition from mechanical to electronic typewriters.

history

The first typewriter that enabled operators to write significantly faster than a person could write by hand was invented by Christopher L. Sholes and Carlos Glidden. Then E. Remington & Sons purchased the rights and manufacture began in 1874. To avoid jamming typebars with adjacent and commonly used pairs of letters, Sholes and Glidden intentionally arranged the keyboard layout in a way that made typists slow down. The name of the system "QWERTY" comes

from the first six letters in the top alphabet row. "QWERTY" system is still the standard for many keyboards. George Blickensderfer produced the first electric typewriter in 1902, but practical electric typewriters were used extensively after 1925. Compared to non-electric typewriters, electric ones respond to the light touch, and apply identical pressure leading to even depth and uniform color. The first electronic typewriter was invented by Olivetti in 1978 and came with a small memory chip that displayed what was being typed before it was actually transferred to paper, allowing the operator to go back and correct mistakes before they ruined the whole page.



1904 The woman typing the typewriter



1878 Typewriter Patent Drawing, featuring the QWERTY keyboard

analog



1874

The first practical typewriter
Produced by Christopher L. Sholes and Carlos Glidden
Introduced by E. Remington & Sons



1902

The first electric typewriter
Produced and introduced by George Blickensderfer



1961

The revolutionary typewriter
SELECTRIC TYPEWRITER
Produced and introduced by IBM
Characterized by **spherical type ball** for eliminating of jams and allowing multiple fonts

1978

The first electronic typewriter
E1-101
Produced and introduced by Olivetti



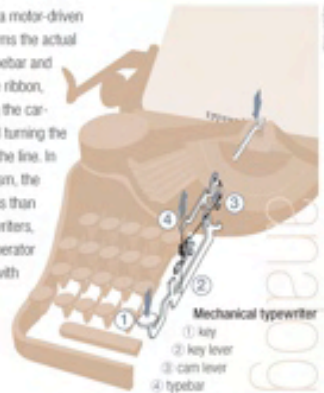
digital

mechanical tech

A manual typewriter is a mechanical device that contains a system of levers. It converts the small movement of a fingertip on a key into a long movement—in this case the movement of the raised type on the end of the typebar. As the typewriter is always played strongly, a simple system of levers suffices to mechanically connect the key to the typebar. Most manual typewriters use at least five levers between key and typebar. Pressing a key causes

mechanical force that transmits to each lever. By this mechanics, the typebar is lifted and strikes on the ink ribbon. For moving the paper between letters and between lines, most typewriters use a cylindrical platen, against which the paper is held firmly. Each typebar bears both upper- and lower-case letters. Pressing the shift key lowers the typebar so that the upper-case letter strikes the ribbon. The platen moves horizontally to produce the spacing between lines. An electric typewriter is an electromechanical

device that contains a motor-driven mechanism. It performs the actual work of lifting the typebar and striking it against the ribbon, and also of returning the carriage to the right and turning the platen at the end of the line. In the electric mechanism, the pressure is much less than on mechanical typewriters, and as a result an operator can type faster and with less fatigue.



electronic tech

A hybrid between electric typewriters and computers, electronic typewriters—which contain a microprocessor and microchips, can automatically center headings, align decimal points in numerical tables, and flag words that are not found in its spell-check memory. Most electronic typewriters also permit rudimentary editing of text before printing through the use of a small liquid crystal display window. Pressing a key generates an elec-

tric signal forming a code number that identifies the key. The code number is in the form of bits made up of on-off electric pulses. This digital signal of the code number goes through the pair of lines, the keyboard chip, the microprocessor, and the display chip or the print chip. For example, a metal contact in a rubber dome under key B touches two contacts at the end of a pair of lines. As the contact meets, a scanning signal goes along the lines to the keyboard chip. The chip converts the signal into the code


number 00110000 (base ten 48), and sends it out to the microprocessor. The code number is converted again to 01100010 (8E) in the microprocessor, and travels to the display chip or the print chip that display the code number as the character.

today

Typewriters are now very rare in the Western World because personal computers have become very popular. Today, computers replace typewriters almost completely. Unlike typewriters that manage only one simple task, General-purpose personal computers with word processing software largely deal with complicated multiple tasks.



The laptop computer
MAC PRO
Produced by Apple



Electronic typewriter
① key
② rubber dome
③ contact
④ a pair of lines
⑤ keyboard chip
⑥ microprocessor
⑦ display chip
⑧ print chip

The History Channel
www.history.com

How Products Are Made
www.madehow.com

The New Way Things Work
By David Macaulay
Magnum Photos, Boston, 1998

Resources

Digital-Analog Design Punch Cards is a set of research cards designed and produced by the students of DSGD 186, Digital Applications Methodology, a third-year graphic design course at San Jose State University, Fall 2006. The set, composed of 1+26 cards, is by no means complete. Each topic was chosen and researched by the students, based on a theme presented by the instructor Pino Trogu, with help from Mauro Panzeri. This is card number 14 and it was designed by **Mayumi Honda**.



DSGD 186
Digital Applications
Methodology
School of Art and Design
San Jose State University
California, USA - October 2006
Digital-Analog Card No. 14
Printed by psPrint.com

Electric Guitar

definition

guitar

a stringed musical instrument having a long, fretted neck, a flat-backed body, and played by strumming or plucking

electric

producing, transmitting, or operated by electricity

description

Since the creation of guitar-like instruments, the guitar has gone from an instrument only for entertaining royalty to one for a traveling musician. While the 21st century musician might be neither of the two, the guitar is now a common instrument even for the amateur whether acoustic or electric.

Over time, many variations of the guitar have been made. Some, like the bass, became forever popular. Despite the changes to form or style, the guitar remains a perfect instrument to lead or accompany any ensemble.

main parts

- headstock
- frets
- strings
- neck and fretboard
- body
- pickups
- pickguard
- bridge



electric guitar, detail

history

16th century

Introduced to New World by Columbus.

17th

In Baroque Europe, it's played as a courtly instrument or royalty with an added fifth pair of strings. The style combines elements of polyphonic lute playing with chordal strumming techniques used by popular musicians.

18th

The traveling French and English bring the guitar to settlements in North America.

18, 19th

In the Classical era, a new louder 6 single string arrives and is a favorite of the chamber music scene.

19th

Folk develops among gypsies in southern Spain creating Flamenco style and guitars.

19, 20th

Factory production creates cheaper prices of guitars, making them more available to common people.

20th

George Beauchamp patents the electric guitar and co-founds Rickenbacker, which uses the horseshoe-magnet pickup. The company of the late C.F. Martin releases first guitar made for steel strings, leading to the Western guitar. Martin steel-strings are still made today. Danelectro guitar company pioneers tube-amp technology and is first to produce electric guitars for the wider public.

electric vs. acoustic

The electric guitar is quite different from the acoustic guitar in several ways. An acoustic guitar has a soundboard and a sound hole which are a large part of the sound amplification. Electric guitars do not have soundboards or holes because they use pickups to transmit sound to an amplifier. Pickups look like small metal buttons sitting beneath the strings on the body. They are individual magnets wrapped together in copper wire underneath the surface of the body. The wire and magnets create a sensitive magnetic field that detect the slightest vibrations in the strings. The detections are transmitted to an amplifier as electrical energy and translated into sound through the speaker. Electronic devices on the body of the guitar can change volume and other aspects of the output sound during play. Devices on the amplifier or mixer can distort the sound and create interesting variations of the classic sound.

One thing that has had slight variations but has stayed fundamentally the same throughout the ages is the guitar body. The body of the electric guitar, while sometimes slightly hollow, has little to do with the sound of the guitar. But the long history of the classic acoustic guitar shape, which has been crafted to generate the perfect sound, is difficult for society to deviate from. Its pear-shaped body is aesthetically pleasing and is reminiscent of that perfectly mastered instrument. While the electric guitar could be played with only a long thin body the width of its fretboard with the headstock at the top and a bridge at the base keeping the strings taught and in place, it is unlikely that such a shape will ever gain genuine popularity in the music world. As musical technology presses forward, humanity still clings to tradition.



electric guitar, detail



acoustic guitar, detail

references

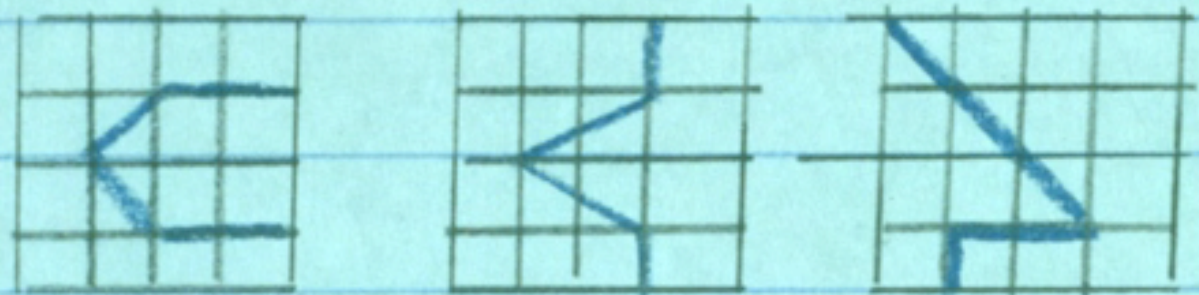

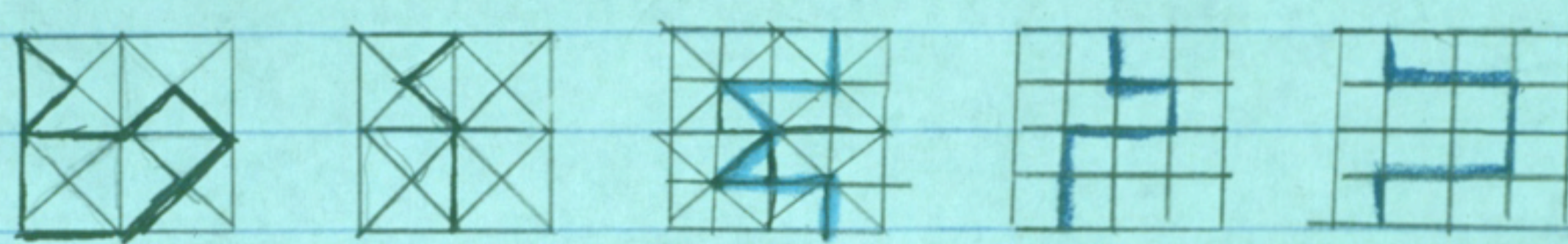
- 1 Macaulay, David. The New Way Things Work. Houghton-Mifflin, Boston, 1998. pg 125
- 2 Martonelli, Romana, Grant Gustafson, Bill Parise. "Guitar: Past, present and future". Music Educators Journal, Mar 98, v. 84, Issue 5
- 3 wikipedia.com, "guitar"
- 4 all images from istock.com

Digital-Analog Design Punch Cards is a set of research cards designed and produced by the students of DSGD 186, Digital Applications Methodology, a third-year graphic design course at San Jose State University, Fall 2006. The set, composed of 1+26 cards, is by no means complete. Each topic was chosen and researched by the students, based on a theme presented by the instructor Pino Trogu, with help from Mauro Paruzzi. This is card number 05 and it was designed by Sarah Alberg

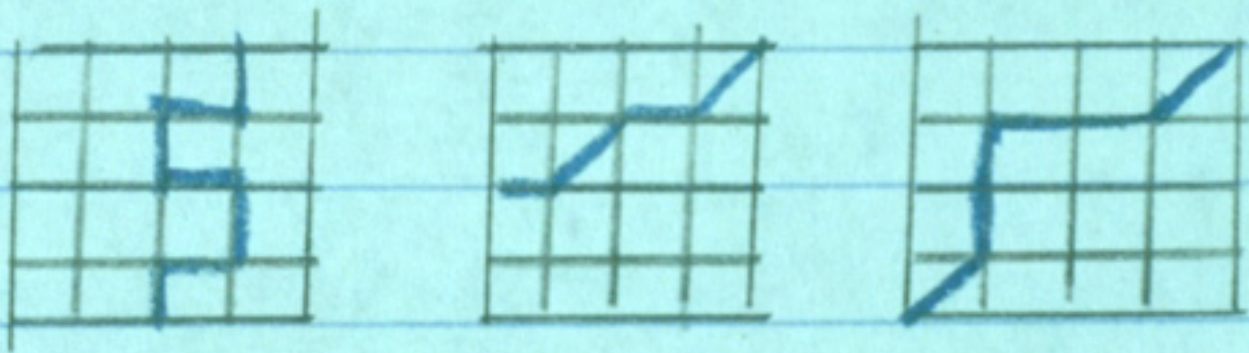



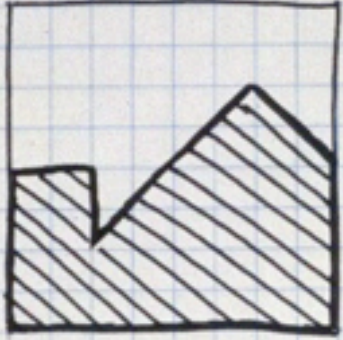
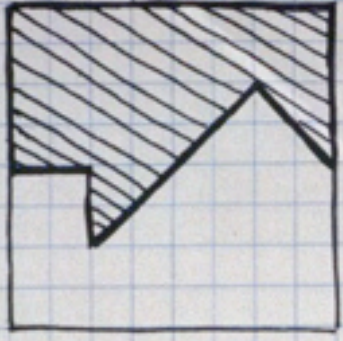
00101

DSGD 186
Digital Applications
Methodology
School of Art and Design
San Jose State University
California, USA - October 2006
Digital-Analog Card No. 05
Printed by psPrint.com




San Francisco
State University






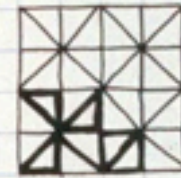
1.




2.




3.




4.



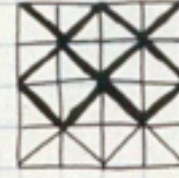
5.



6.




7.



8.





300

Design Process





CUBE SECTION – 3 MODULES



Example 5

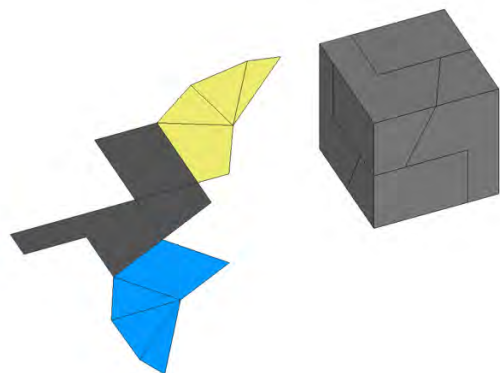
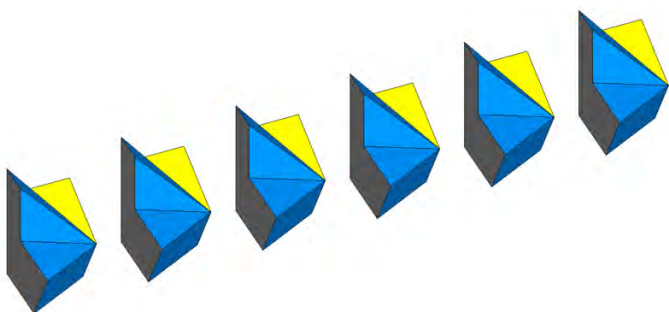
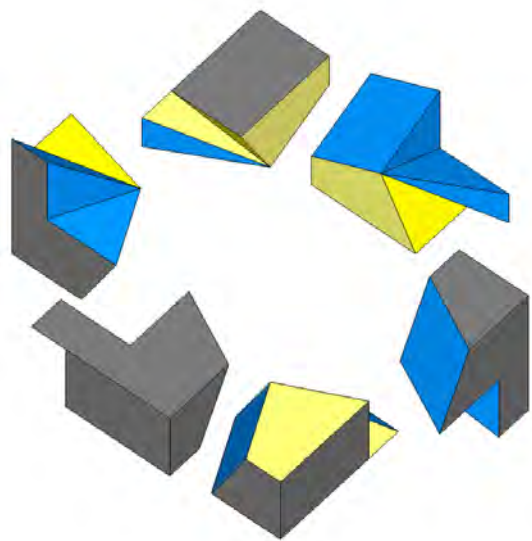
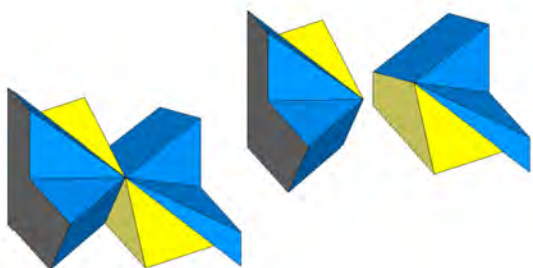
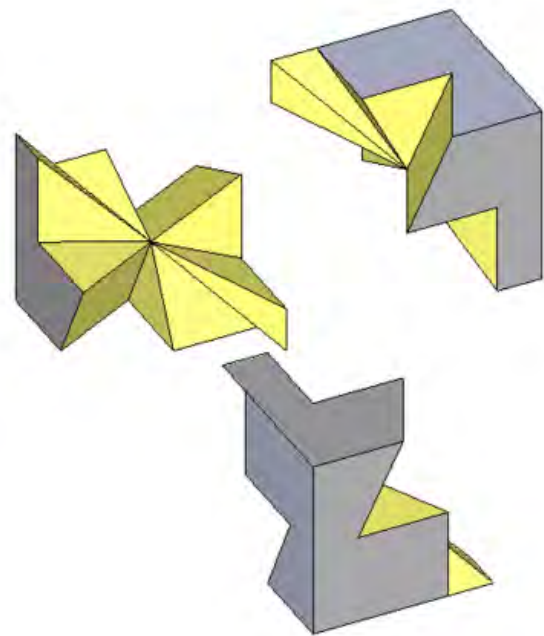
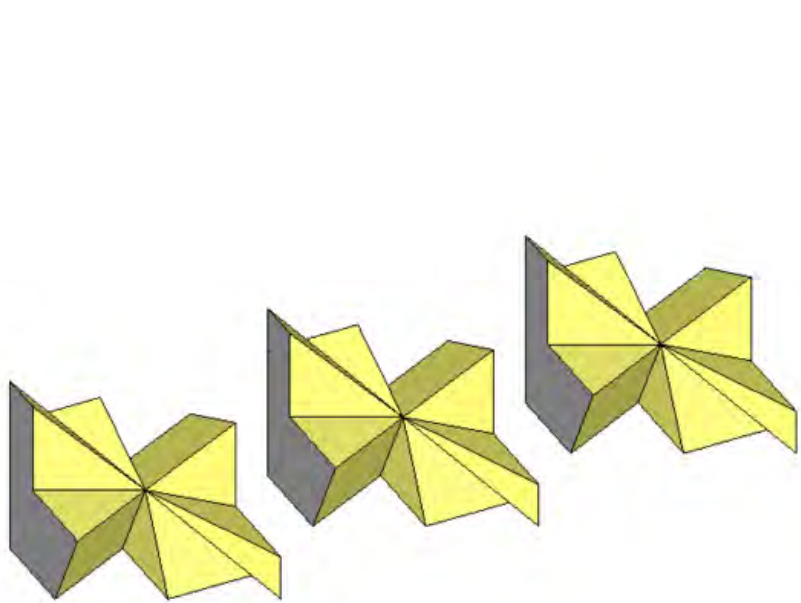







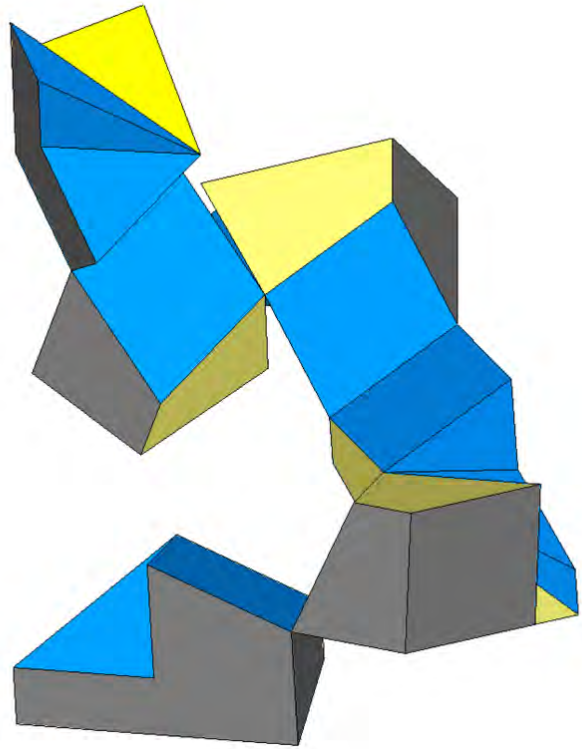
Student: Eugene Wong

Eugene Wong









Florence Yuen

Riding Through History

The Walking Machine


In 1817 Baron von Drais invented a walking machine that would help him get around the royal gardens faster: two same-size in-line wheels, the front one steerable, mounted in a frame which you straddled. The device was propelled by pushing your feet against the ground, thus rolling yourself and the device forward in a sort of gliding walk.



The machine became known as the Draisienne or hobby horse. It was made entirely of wood. This enjoyed a short lived popularity as a fad, not being practical for transportation in any other place than a well maintained pathway such as in a park or garden.

The Bone Shaker

The next appearance of a two-wheeled riding machine was in 1865, when pedals were applied directly to the front wheel. This machine was known as the velocipede ("fast foot"), but was popularly known as the bone shaker, since it was also made entirely of wood, then later with metal tires,



and the combination of these with the cobblestone roads of the day made for an extremely uncomfortable ride. They also became a fad, and indoor riding academies, similar to roller rinks, could be found in large cities.

www.pedalinghistory.com

The Kid's Bike



Introduced just after the First World War by several manufacturers, such as Mead, Sears Roebuck, and Montgomery Ward, to revitalize the bike industry (Schwinn made its big splash slightly later), these designs, now called "classic", featured automobile and motorcycle elements to appeal to kids who, presumably, would rather have a motor. If ever a bike needed a motor, this was

it. These bikes evolved into the most glamorous, fabulous, ostentatious, heavy designs ever. It is unbelievable today that 14-year-old kids could do the tricks that we did on these 65 pound machines! They were built into the middle '50s, by which time they had taken on design elements of jet aircraft and even rockets. By the '60s, they were becoming leaner and simpler.

The Pneumatic-Tired Safety



New Age Bicycle



The Hard-Tired Safety

The High Wheel Safety

The High Wheel Bicycle

In 1870 the first all metal machine appeared. (Previous to this metallurgy was not advanced enough to provide metal which was strong enough to make small, light parts out of.) The pedals were still attached directly to the front wheel with no freewheeling mechanism. Solid rubber tires and the long spokes of the large front wheel provided a much smoother ride than its predecessor. The front wheels became larger and larger as makers realized that the larger the wheel, the farther you could travel with one rotation of the pedals. You would purchase a wheel as large as your leg length would allow. This machine was the first one to be



called a bicycle ("two wheel"). These bicycles enjoyed a great popularity among young men of means (they cost an average worker six month's pay), with the hey-day being the decade of the 1880s.

The High Wheel Tricycle



Razors

In Pursuit of the Perfect Shave

While the act of shaving has been around for centuries, it's only in the past few decades that there has been such an increase in innovation. Competition among brands like Gillette and Schick has flooded the market with three, four, five, and even six bladed razors. Is there more to these razors than a complicated marketing scheme? Take a look at how the shaving industry has evolved from cut-throat straight razors in the barbershop to powerful and portable electric razors in the palm of your hand. Ergonomic, lightweight, rust free, and sharper than ever, the razors of today are a far cry from the dull instruments used by the first men without beards.

Straight

Ancient Egyptian Razor

The Greeks and Romans used all types of crude tools to remove their facial hair.



Scraping away unwanted stubble using sharpened stones, axes, swords, knives and even clamshells proved to be not only a difficult, but painful process.



Modern Colong Ichabod Conk shaving brush

Brushes like this one are often made of badger or hog hair. Different qualities of hair come from different areas on a badger's body. The quality of brush determines how smooth or creamy the shaving foam will be when applied to the face. A brush made of badger fur can cost anywhere from \$25 to \$550.



It was in the 19th century that the straight razor was introduced with its smooth handle and extremely sharp blade.



These hand made DOVO straight razors are crafted from ivory, buffalo horn, Swedish stainless steel, birds eye maple and plumwood.



Using a straight razor requires a steady hand and precise movements. Straight razors are still used but mainly by barbers and collectors that enjoy the closeness of shave.

Safety



Gillette Safety Razor, 1901

Pictured here is the Gillette Adjustable Razor from 1957. It is similar to Gillette's original design except for the ability to change the height of the blade to accommodate short, medium, and heavy beards.



The Valet Auto Strop, 1921

This more complex razor allowed the user to re-sharpen blades until they needed to be completely replaced.



The Gillette Trac II, 1971

The first multiple blade razor from Gillette.

In 1977 the Trac II was modified with the addition of a pivoting head.

In 1986 a thin strip of rubber called the lubricating strip was added to the head of the razor.

HeadBlade, 2000

The HeadBlade's unique design allows the user to push the blade's rolling body over the scalp as opposed to pulling a handle.

The HeadBlade is compatible with many different brands and styles of disposable razors.




Gillette Fusion, 2006

The Fusion features five blades on the front of the razor and an additional trimmer blade along the back.

An onboard computer chip and motor powered by a AAA battery vibrates the blades of the razor to help give a closer shave than a manual razor.

A lubricating strip at the front of the blade fades from green to white when it's time to replace the disposable blade.




Norelco Architect, 2007

The latest electric razor from Norelco has one of the most unique designs of all electric razors from the past century. The three independently flexing heads of the unit are now elevated from the handle allowing them to contour to the face in ways never before possible.

The open design of the razor makes for simple cleaning and maintenance. Each of the three blades can be opened outward and the waterproof shaver can easily be rinsed free of hair.

Electric



Braun Combi DL 5, 1957

The DL 5 was among the first electric razors developed by Braun. Its cream colored plastic body with foil or ribbon head was



Braun Sixtant, 1962

Built with a heavy cast alloy cutting head with brushed finish, foil cutting surface, and an injection molded acrylic body.

Braun credits much of their early success in the dry shaving market to the Sixtant.



Philips Philishave, 1980

Philips' first Lift & Cut shaver with a traction and cutting system that works in a similar fashion to the manual twin-blade razor.

Its metal body with black plastic and rubber accents is reminiscent of early tape players, Walkmans, VCRs and other high tech gadgets of the 1980s.

LUKA

The Book-Handling Primate



Eugene Wong

LUKA


The Book-Handling Primate




Eugene Wong
San Francisco State University



BACK



LEFT



TOP



FRONT

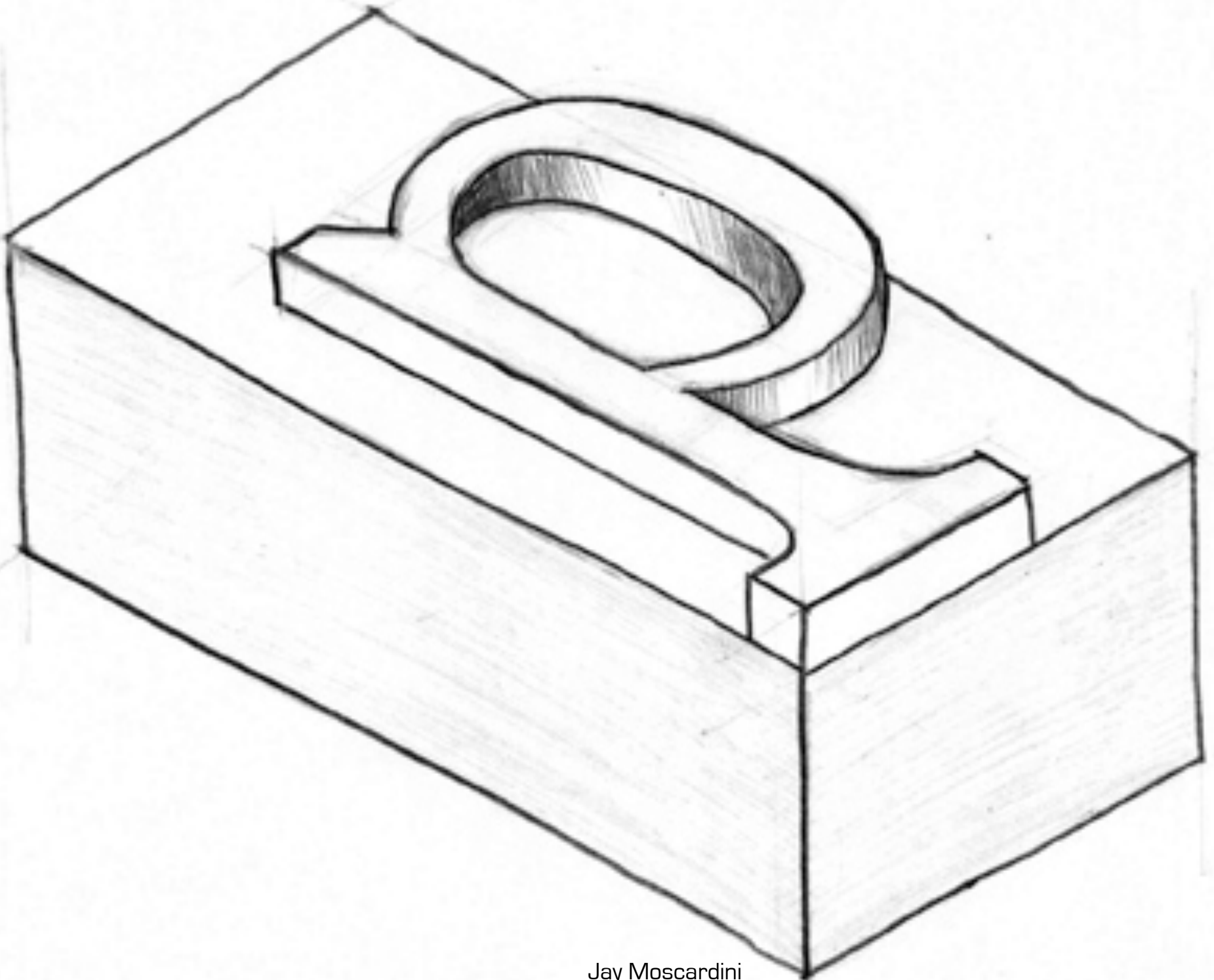


RIGHT

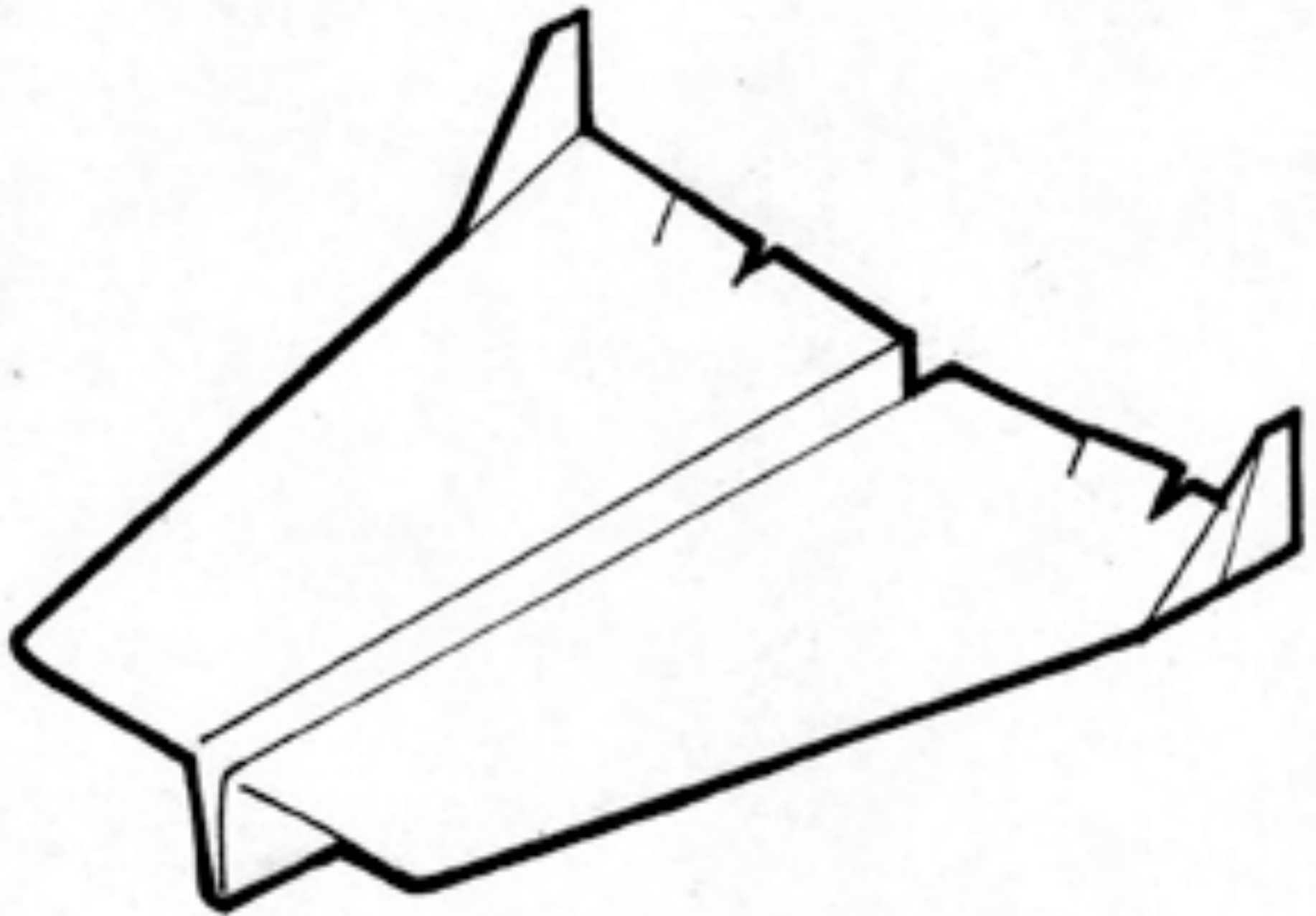


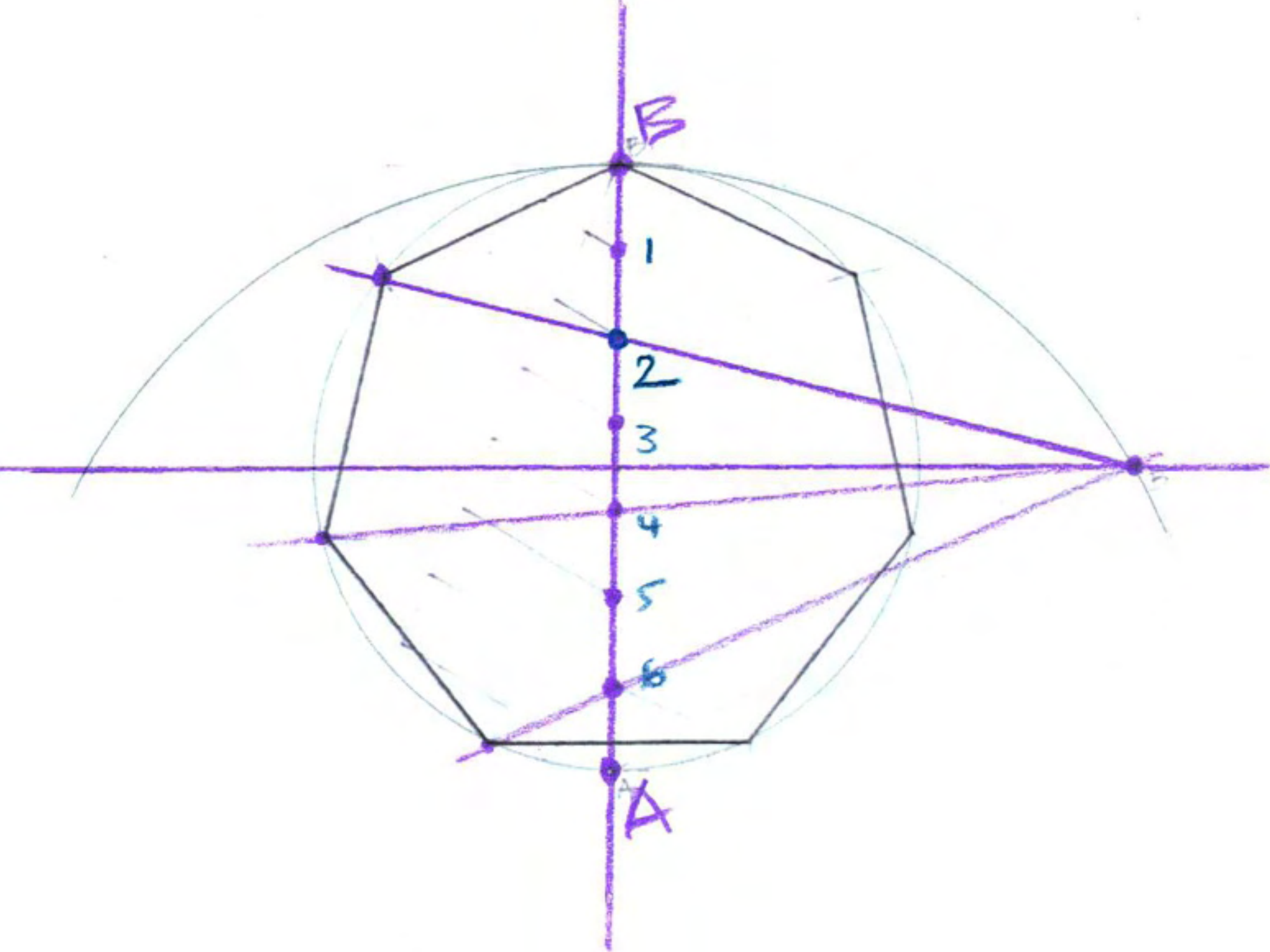
BOTTOM

320 Drafting & Sketching

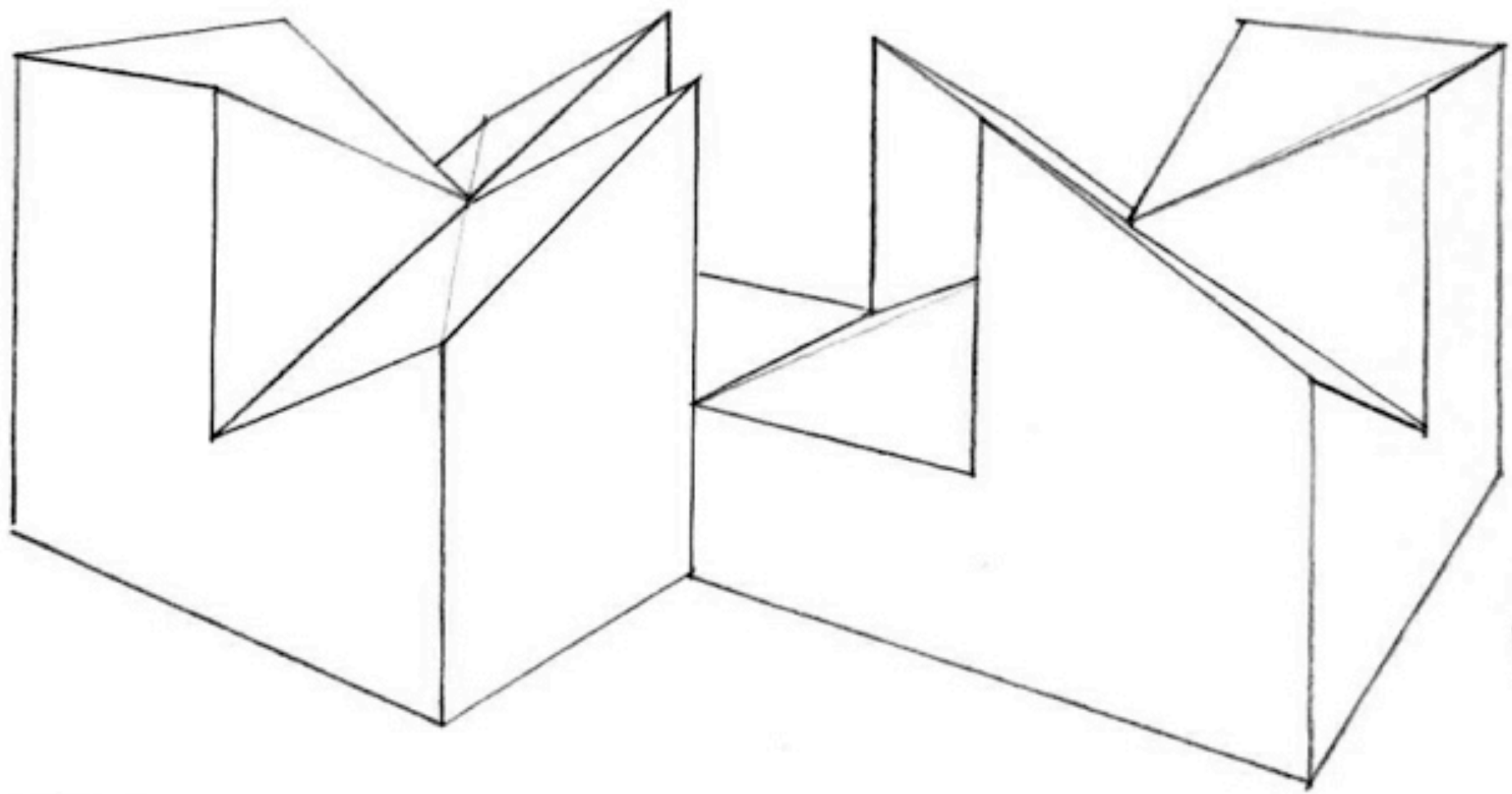


Jay Moscardini





Florence Gold Yuen




40
/
40

TWO CUBIC
MODULES

DAI 320 TRAMU

YUEN, FLORENCE

DEC. 13, 2010

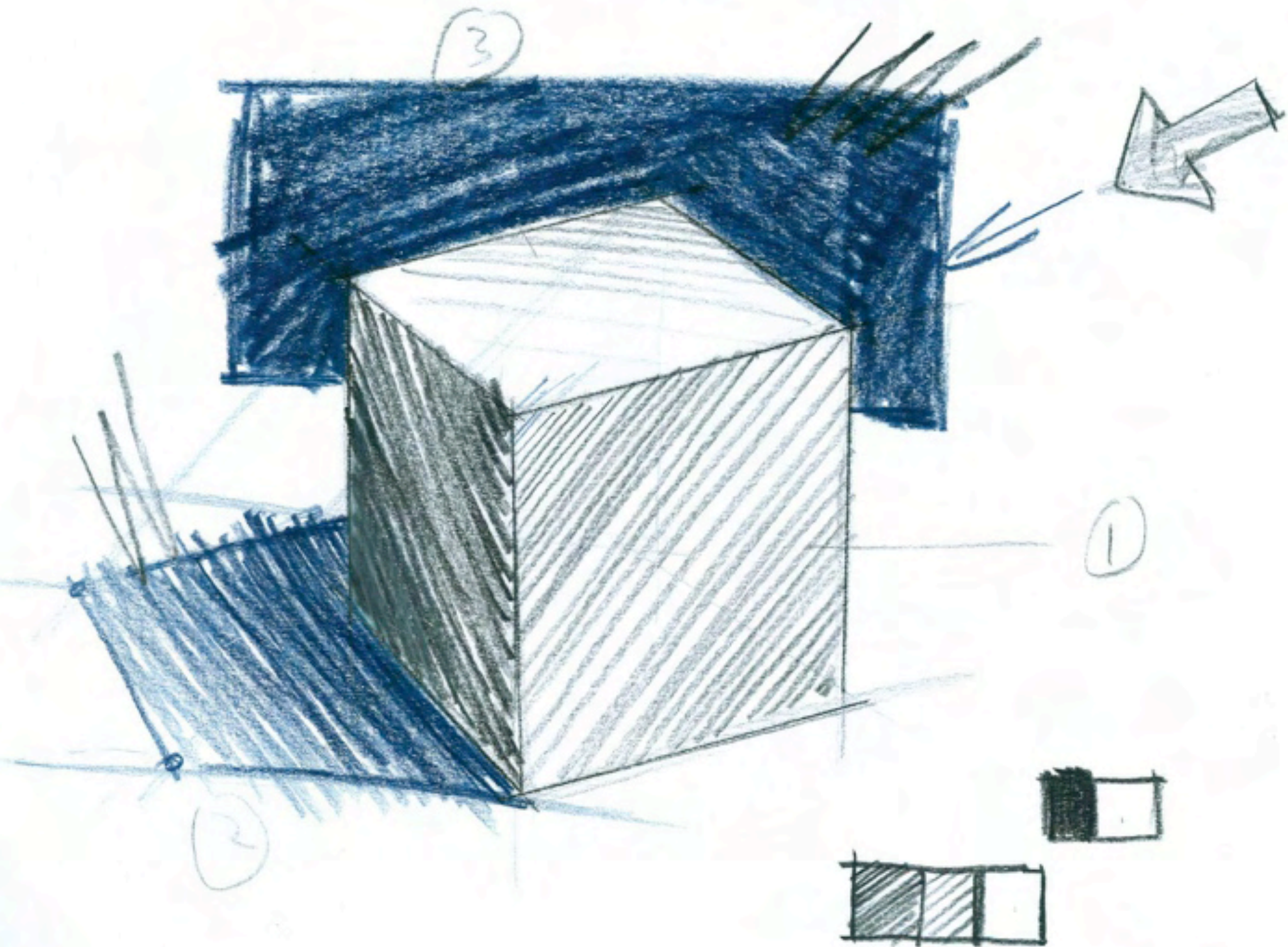


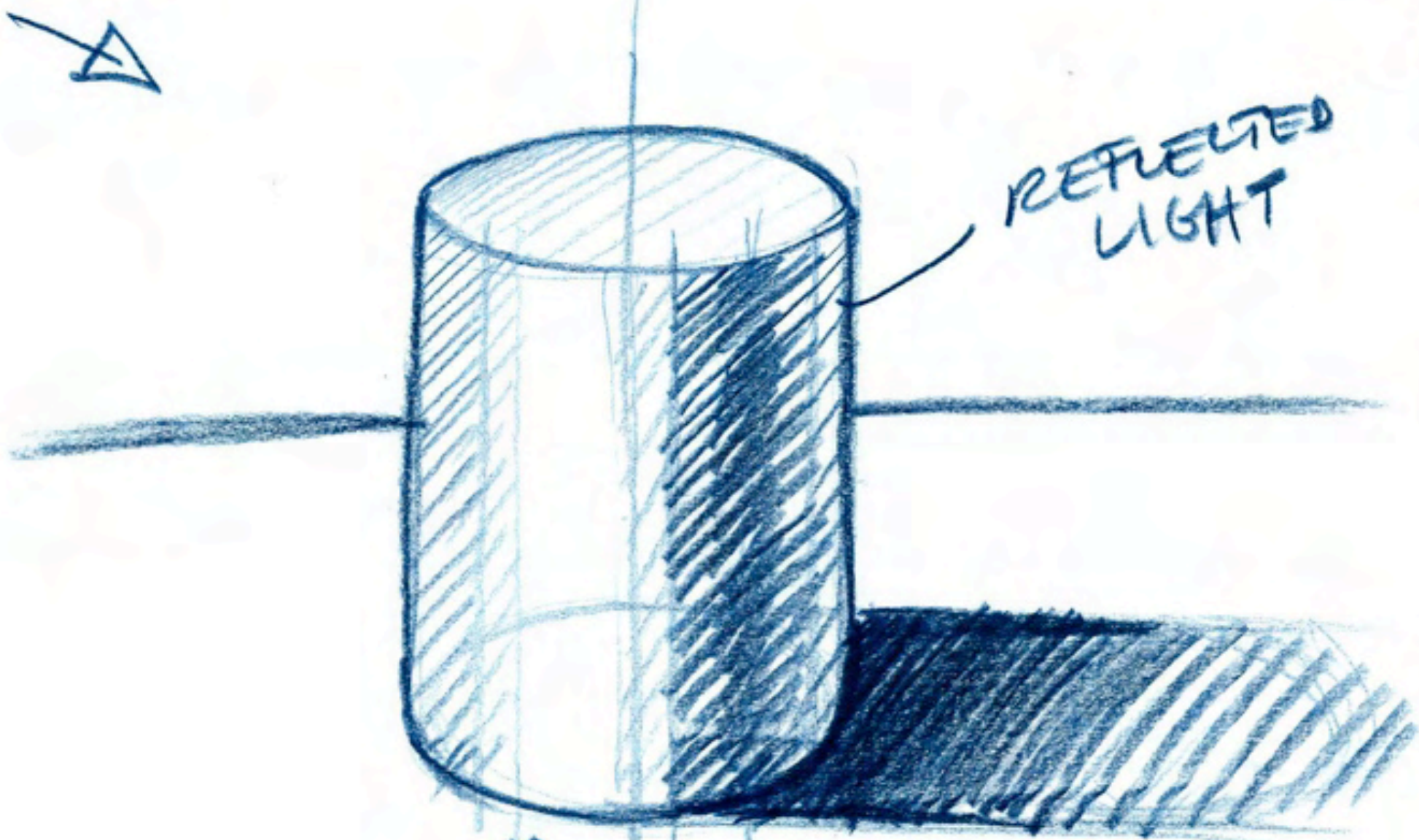
46 FREE-HAND
PERSPECTIVE AND COLOR

DAI 320 TROGIU

YUEN, FLORENCE

DEC. 14, 2010





REFLECTED LIGHT

HIGHLIGHT

CL

CORE SHADOW

LIGHT SOURCE
▲

HIGHLIGHT

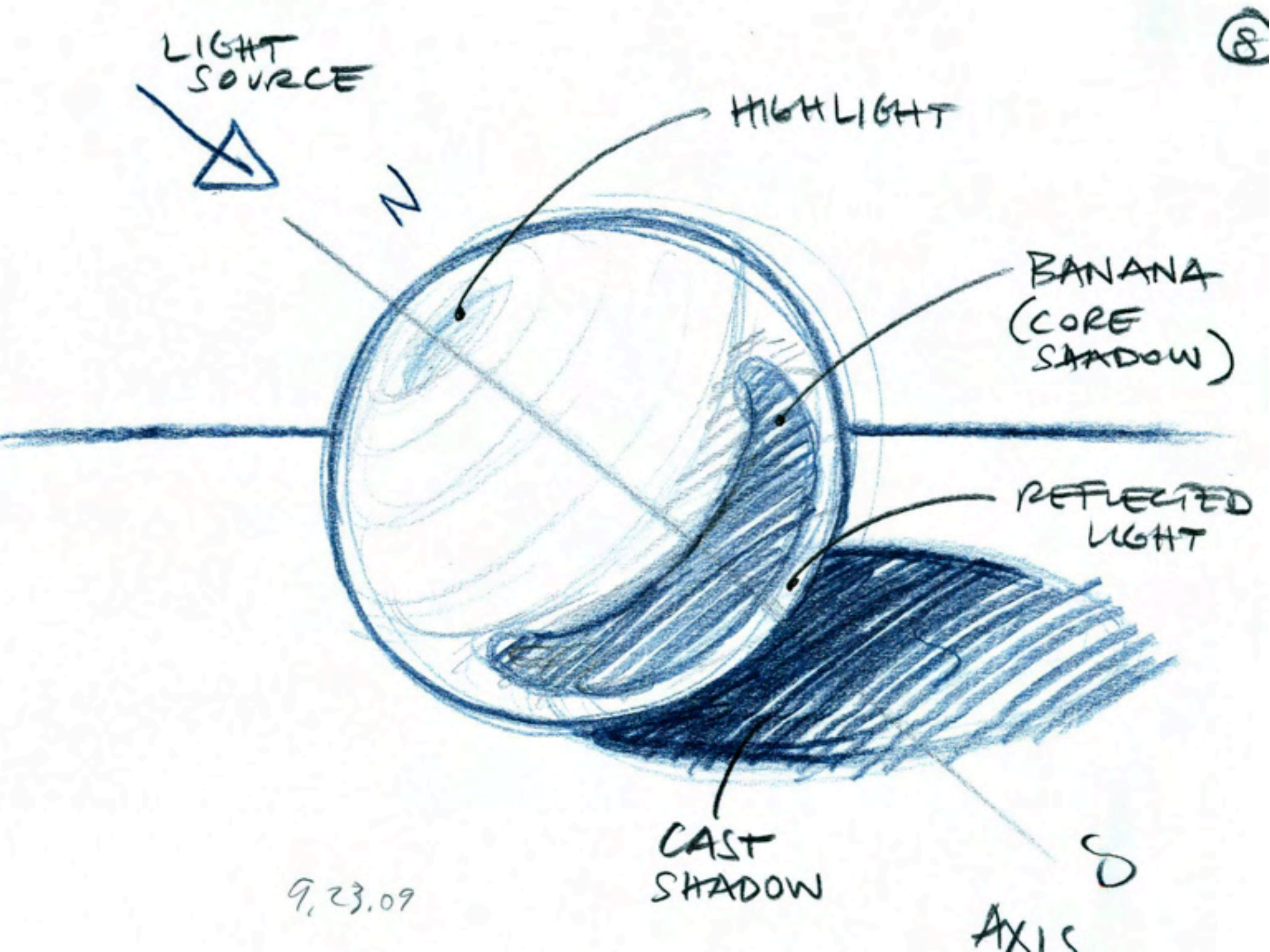
BANANA
(CORE SHADOW)

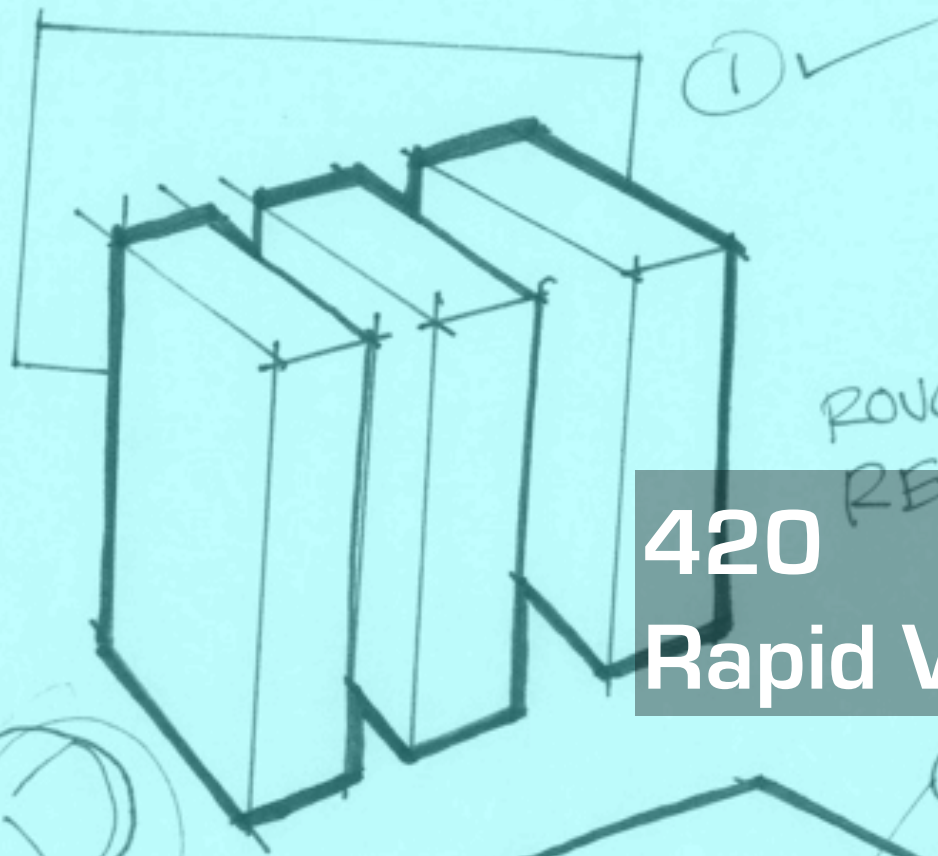

REFLECTED LIGHT

CAST SHADOW

AXIS

9.23.09



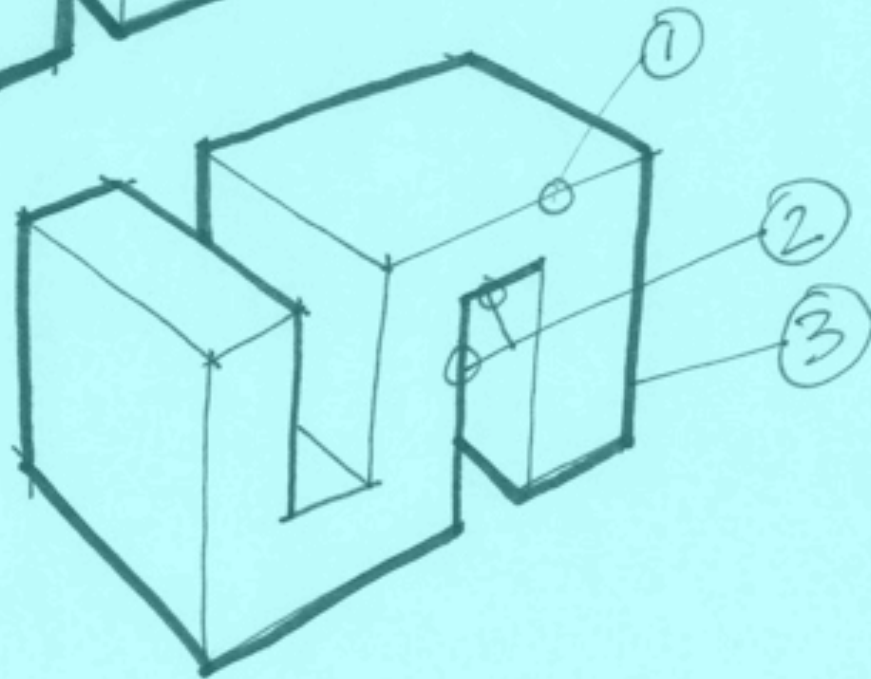


ROUGH — THUMBNAI
REFINE

420 Rapid Viz

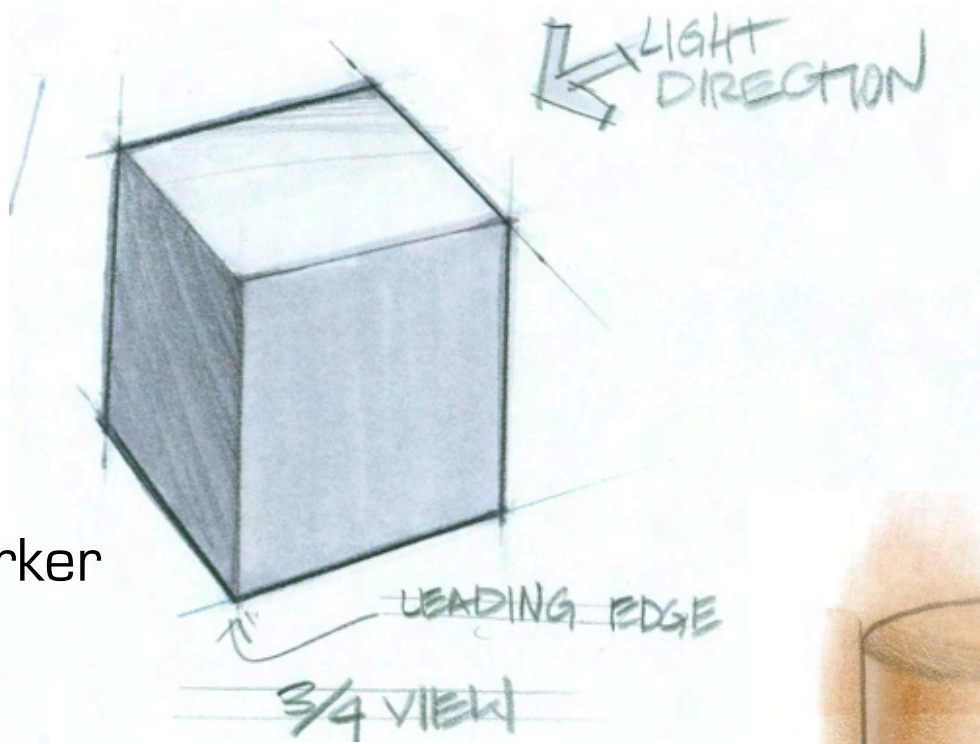


THUM

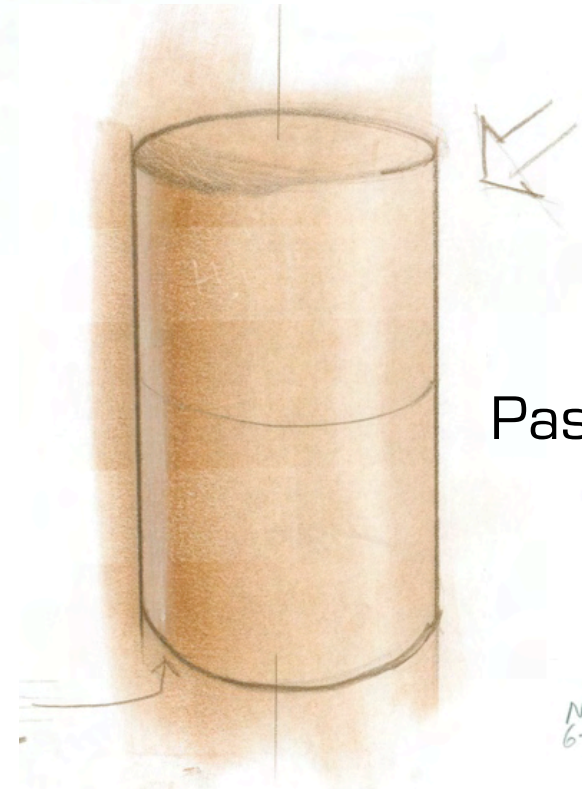


③

NATATA
6-22-09



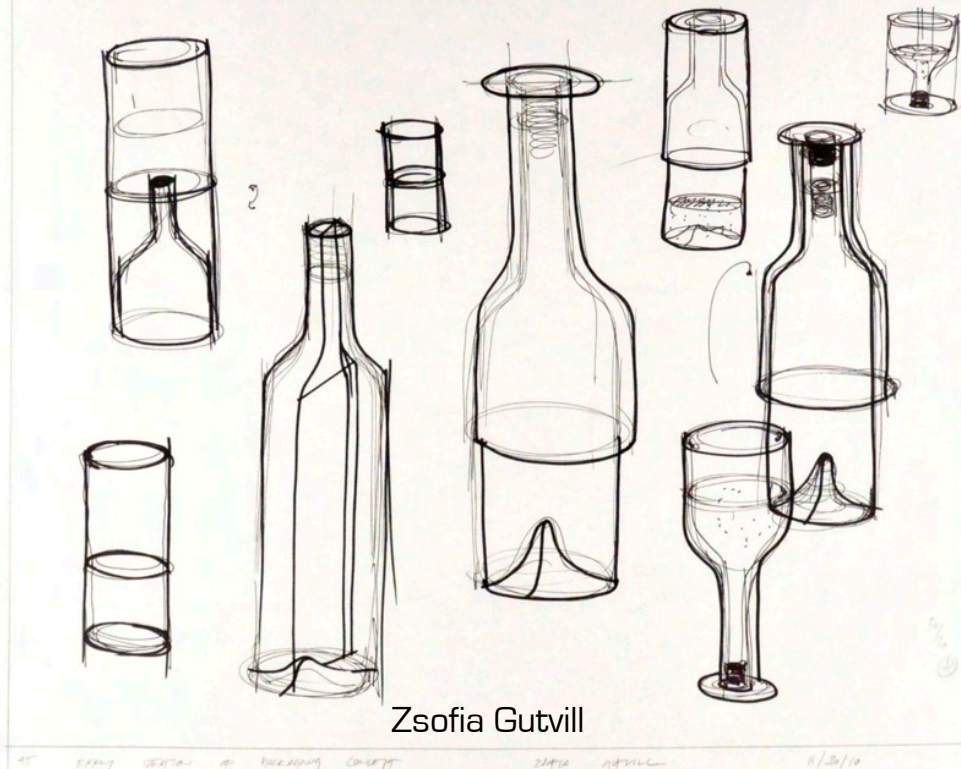
Marker




Pastel

Robert Natata

Video: Rapid Viz Demos (Natata)

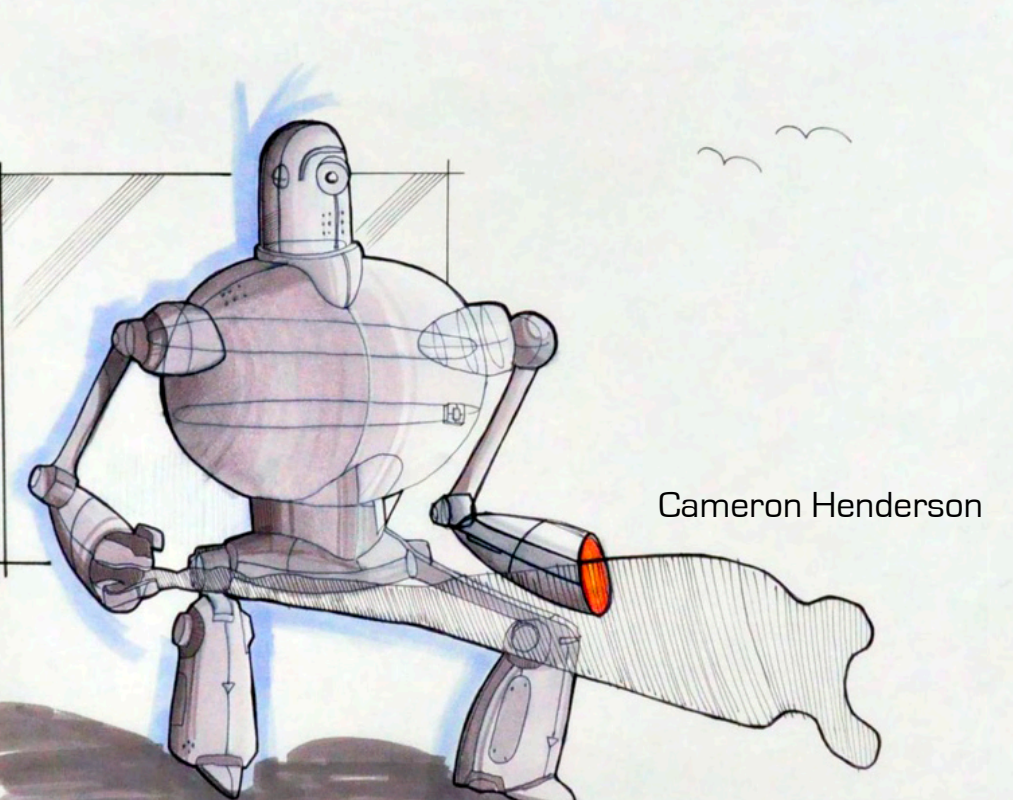


Zsofia Gutvill



Cameron Henderson

CAMERON HENDERSON P.TROGU ASSIGNMENT 46 METAL TEXTURE




Cameron Henderson




"Agent Orange wine"

Moses Garibey

MOSES GARIBAY 12/16/2010



Stacey Jones



METAL

WOOD

GLASS

CHROME


METAL

GLASS

WOOD

WOOD


CHROME




Jay Moscardini

420 Rapid Viz
(based on Mike Lin Graphic Workshop)


Pencil (before)




Pencil (after)



Colored pencil (before)




Colored pencil (after)



Marker (before)



Marker (after)



523

Information Design 1

Information Design

How

- index
- user interface
 - abstraction
 - symbols
 - models
- representation
 - aesthetics
 - graphic design
- visualization
 - composition
 - clarity
- hierarchy
 - processing
 - filtering

Types

- navigation
- lists
- system
- diagram
 - timeline
 - map
- charts
 - cartography
 - graph
- details
- instruction
- network

Qualities

- flow
- contrast
- compelling
 - persuasive
- harmony
 - unity
- efficient
- exact
- unique

What

- framework
- information
 - data
 - research
 - analytics
 - reference
 - statistics
 - knowledge
- structure
 - relationships

Intention

- usability
 - organization
- memory
- experience
 - need
 - psychological
- user
 - culture
 - message
 - language
 - comprehension
- communication
- understanding
 - interpret
 - intuitive

Data set "meat grinder"

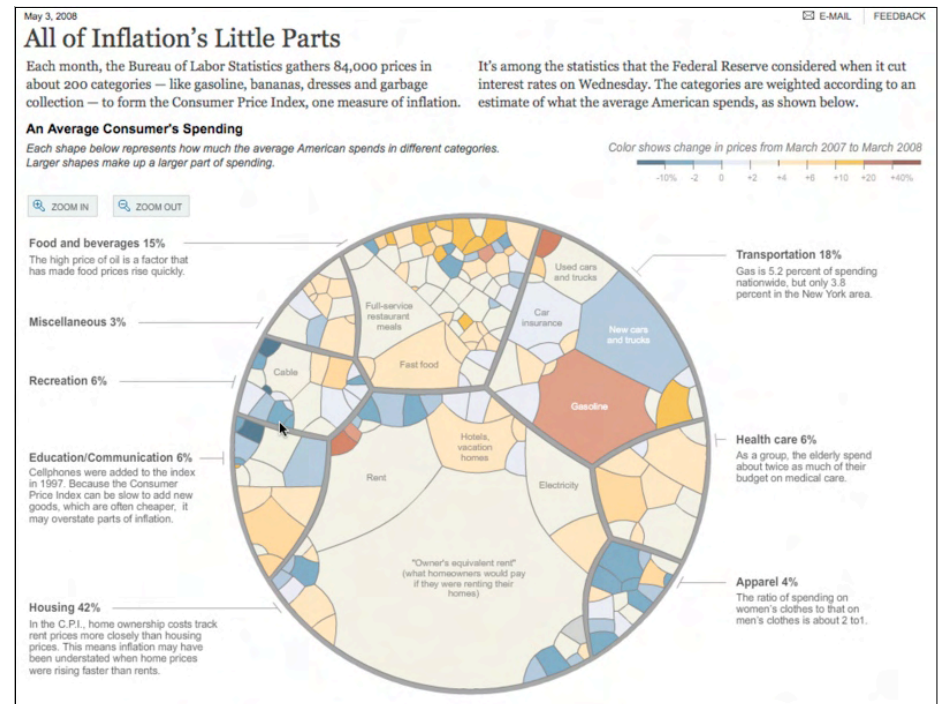
1. Piece Goods	460.5	473.0	478.1	3.8	1.1
2. Domestics and Draperies	413.2	412.3	394.3	-4.6	-4.4
3. Women's and Children's Shoes	679.0	706.7	701.6	3.3	-0.7
4. Men's Shoes	915.7	929.3	930.2	1.6	0.1
5. Infants' Wear	579.8	580.0	578.0	-0.3	-0.3
6. Women's Underwear	599.1	625.8	641.0	7.0	2.4
7. Women's Hosiery	375.6	375.8	396.5	5.6	5.5
8. Women's and Girls' Accessories	563.0	640.2	619.5	10.0	-3.2
9. Women's Outerwear and Girls' Wear	360.0	377.5	361.4	0.4	-4.3
10. Men's Clothing	541.1	527.4	533.1	-1.5	1.1
11. Men's Furnishings	587.1	574.5	581.8	-0.9	1.3
12. Boys' Clothing and Furnishings	416.0	427.9	390.9	-6.0	-8.6
13. Jewelry	1003.5	1006.2	1009.4	0.6	0.3
14. Notions	847.6	856.1	871.7	2.8	1.8
15. Toilet Articles and Drugs	1041.3	1050.3	1044.8	0.3	-0.5
16. Furniture and Bedding	594.6	573.8	551.3	-7.3	-3.9
17. Floor Coverings	621.3	610.6	609.3	-1.9	-0.2
18. Housewares	686.2	674.1	666.0	-2.9	-1.2
19. Major Appliances	214.5	205.0	205.4	-4.2	0.2
20. Radio and Television	27.4	25.6	24.2	-11.7	-5.5
21. Recreation and Education ¹	77.0	75.7	73.8	-4.2	-2.5
22. Home Improvements ¹	158.7	155.0	155.0	-2.3	0.0
23. Automotive Accessories ¹	135.8	135.7	137.7	1.4	1.5
1-15. Soft Goods	567.8	577.4	571.2	0.6	-1.1
16-20. Durable Goods	364.8	353.7	347.8	-4.7	-1.7
21-23. Miscellaneous Goods ¹	99.3	98.0	97.2	-2.1	-0.8
Store Total ²	500.2	502.6	496.8	-0.7	-1.2

Data set (numbers) in



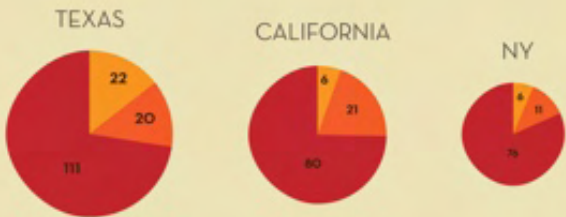
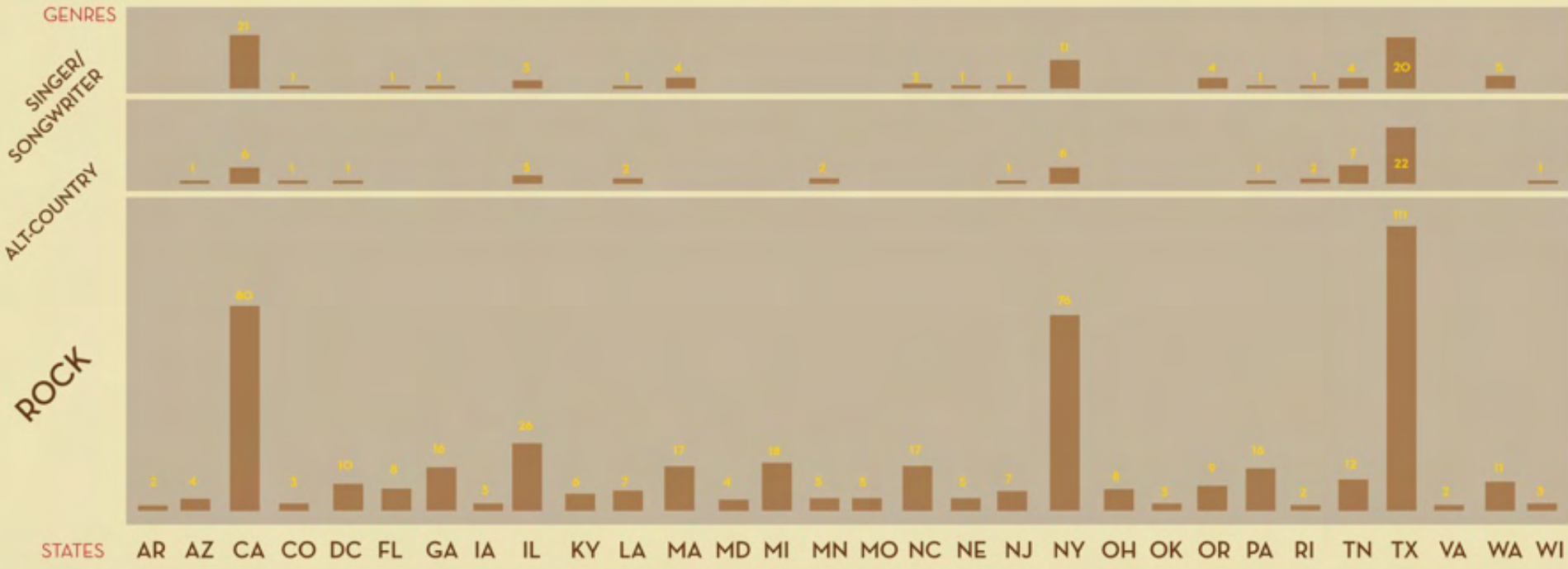
>>> All of inflation's little parts

Voronoi tree map by Amanda Cox for The New York Times



Data visualization (graph) out

SXSW BANDS BY GENRES AND STATE ORIGINS




The three states that many of the bands called home

SOUTH BY SOUTHWEST
MUSIC CONFERENCE
& FESTIVAL 2007

DAI 523 Information • Data and Text Visualization Types
Gritchelle Fallesgon • 10/19/09 • Pino Trogu

Timelines

"Timelines are sequences of related events in chronological order. They are important in understanding history."



The earliest modern timeline, *Carte chronologique*, is created by Jacques Barbeau-Dubourg. **1753**



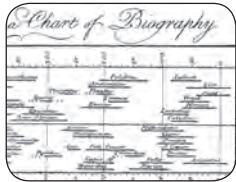
Charles Joseph Minard's *Carte figurative de pertes successives en hommes de l'Armée Française dans la campagne de Russie 1812-1813*. Among the finest of Minard's graphical works, this chart plots the catastrophic loss of men in relation to place, time, and temperature during Napoleon's march to Moscow. **1869**



The final installment of H.G. Wells' bi-weekly periodical, *Outline of History* includes a comprehensive timeline that comprehensively depicts events from 1,000 BC to the present day. **1920**

1765

Joseph Priestley publishes the first of several timelines. A *Chart of Biography* compares the life spans of 2,000 celebrated men from 1200 BC to 1750 AD, using bars set against a linear time axis to denote their life spans.



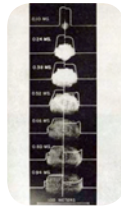
1889

In *Time and Free Will*, Henri Bergson argues for a distinction between the homogeneous mathematical conception of time and heterogeneous experience of duration. He insists that the experience of time cannot be represented in a linear fashion.



1950

Studies of the damage wrought by atom bombs prompt timelines broken into infinitely smaller fragments of time.



Statistics


A meta-science (or meta-language) for dealing with data collection, analysis, and interpretation, drawing conclusions based on data and estimating the present or predicting the future.

sta-tis-tics

A set of numbers which represent facts or measurements.



Michael-Florentius Van Langren (27 April 1598 – May 1675) was a Dutch astronomer and cartographer. In 1644, Michael van Langren depicted of 12 determinations of the longitude from Toledo to Rome. It's most likely the first visual representation of statistical data.



Longitude, Michael F. Langren, 1644




William Playfair (Sept 22, 1759 – Feb 11, 1823) was a Scottish engineer and political economist, who is considered the founder of graphical methods of statistics. William Playfair invented four types of diagrams: in 1786 the line graph and bar chart of economic data, and in 1801 the pie chart and circle graph.

Charles Joseph Minard (27 March 1781 – 24 October 1870) was a French civil engineer noted for his inventions in the field of information graphics. Minard is famous for his flow map of Napoleon's disastrous Russian campaign of 1812. The graph displays several variables in a single two-dimensional image:

- the army's location & direction
- the declining size of the army
- the low temperatures

Flow Map Charles J. Minard, 1869



Martha Pettit

05

RAY & CHARLES EAMES

Information Design Through Films & Exhibitions



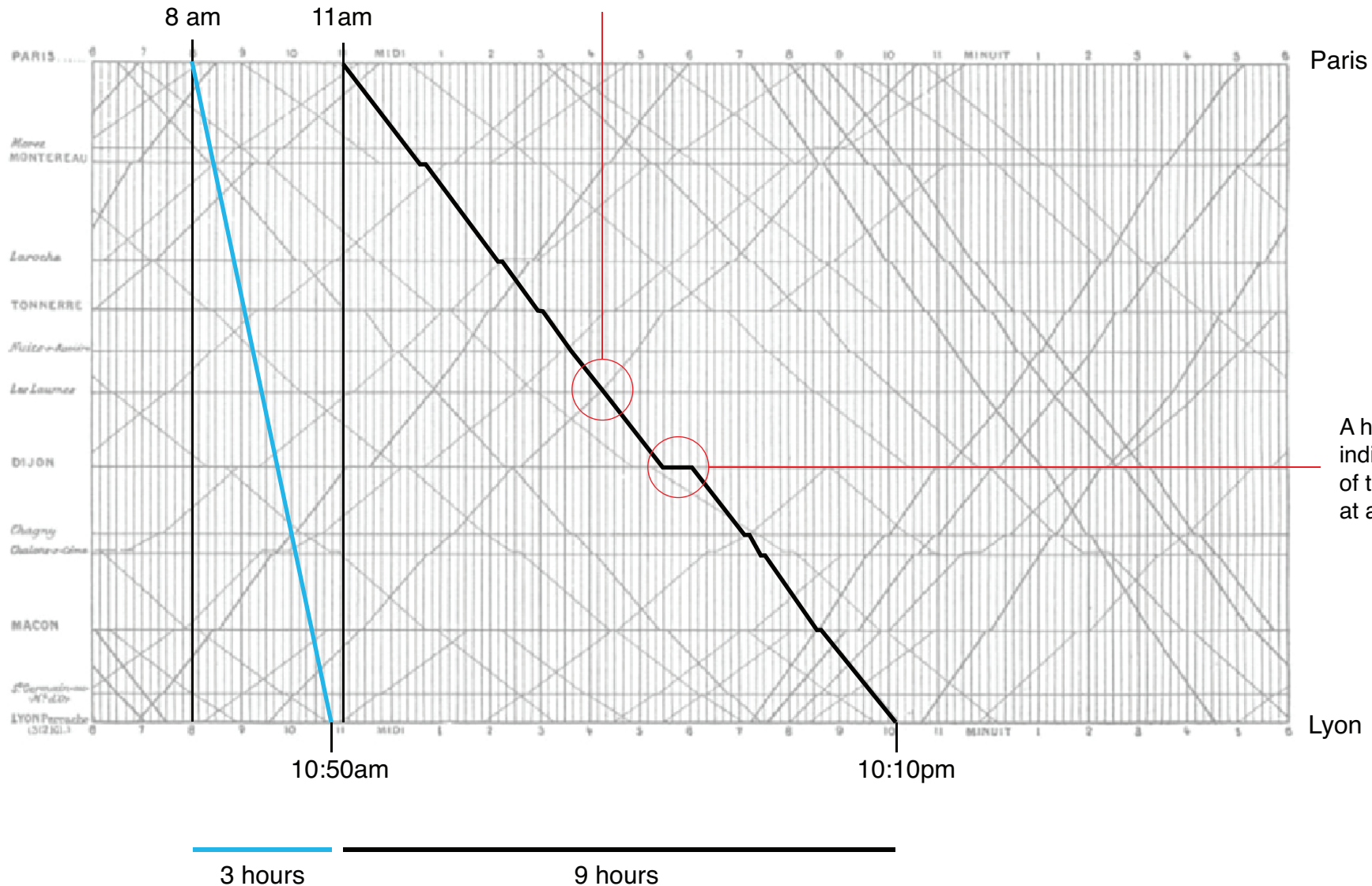
Gritchelle Fallesgon



DESIGN DUO, RAY AND CHARLES EAMES are most often known for their iconic mid-century modern furniture designs for Herman Miller: the Eames Lounge Chair and Eames Lounge Chair Wood. What most people do not realize is that the Eames, were more than furniture designers, they were photographers, architects, and most importantly information

Graphical train schedule – Paris-Lyon, 1885

The intersection of two lines locates the time and place that trains going in opposite direction pass each other.



BASEBALL

basic rules & game play

BASEBALL FACIAL HAIR variations & styles

THE STRIKE ZONE

DEFENSIVE POSITIONS

BASE ON BALLS

SCORING RUNS

STRIKE OUT

STEALING

AN INNING

FOUL BALL

BATTING ORDER

SACRIFICE FLY

FORCE PLAY

HOME RUN

DOUBLE PLAY

Types of Hits

Dimensions

THE COUNT

INFIELD FLY RULE

Called Strike

1. Called Strike

2. Foul Ball

3. Foul Tip

4. Ball

5. Swing and Missed Strike

Ground Rule Bunting Double

1. Called Strike

2. Foul Ball

3. Foul Tip

4. Ball

5. Swing and Missed Strike

Ground Rule Bunting Double

1. Called Strike

2. Foul Ball

3. Foul Tip

4. Ball

5. Swing and Missed Strike

Ground Rule Bunting Double

1. Called Strike

2. Foul Ball

3. Foul Tip

4. Ball

5. Swing and Missed Strike

Derek Fletcher

AMERICAN CIVIL WAR 1861-1865

MAJOR EVENTS LEADING TO THE CIVIL WAR

PEOPLE OF IMPORTANCE

Abraham Lincoln

Jefferson Davis

Ulysses S. Grant

Robert E. Lee

UNITED STATES OF AMERICA 1860

CASUALTIES

Category	Union	Confederate
COMBAT DEATHS	116,270	116,270
OTHER DEATHS	124,000	149,458
WOUNDED	117,000	176,175
TOTAL	357,270	441,903

DEADLIEST BATTLES

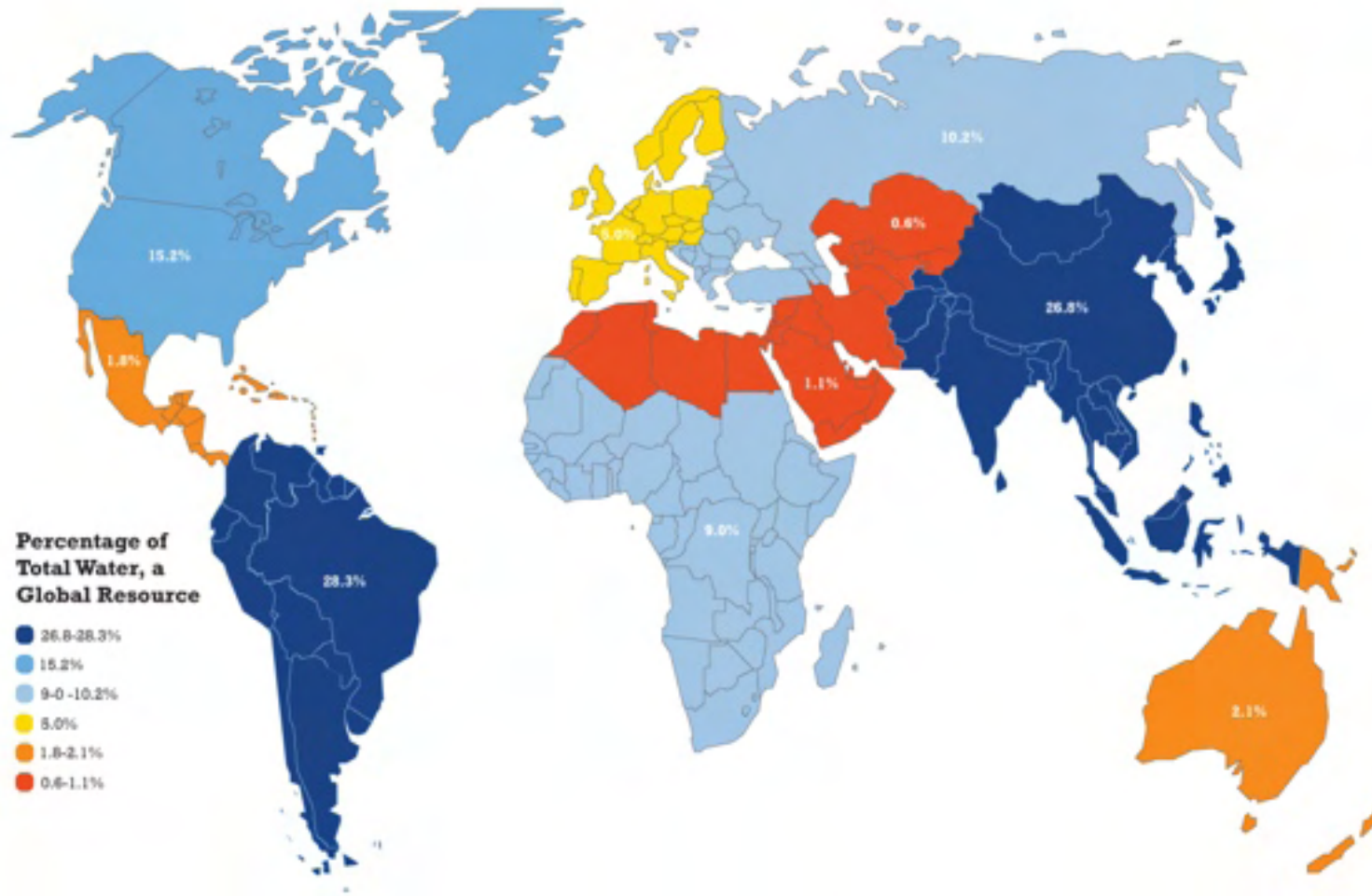
Battle	Union and Confederate Killed, Wounded, Missing, Captured (Total)
1 GETTYSBURG	51,113
2 CHANCELLORVILLE	39,099
3 SPOTTSYLVANIA	17,100
4 BATTLE OF PETERSBURG	16,134
5 WILMINGTON	16,066
6 BATTLE OF SHILOH	16,341
7 BATTLE OF VICKSBURG	16,046
8 BATTLE OF FRANKLIN	15,741
9 BATTLE OF BULL RUN	11,655
10 BATTLE OF MANASSAS	11,655

HOW DOES THIS WAR COMPARE TO OTHER AMERICAN WARS?

WAR BETWEEN THE STATES A COUNTRY DIVIDED

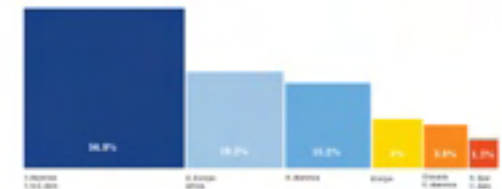
Mary Hickox

Water As a Global Resource



Water Scarcity A Growing Global Problem

Since 1960 the world's population has doubled. With population growth comes the international need for water. According to the United Nations Environment Programme, more than half of the world's population will struggle with water shortages by 2030. Today rivers, lakes, and reservoirs are being fought over. Climate changes are melting glaciers and sea levels are rising, spoiling fresh water resources. The world is in a water crisis. While the population can help by reducing water use domestically, there can always be away to conserve more water.



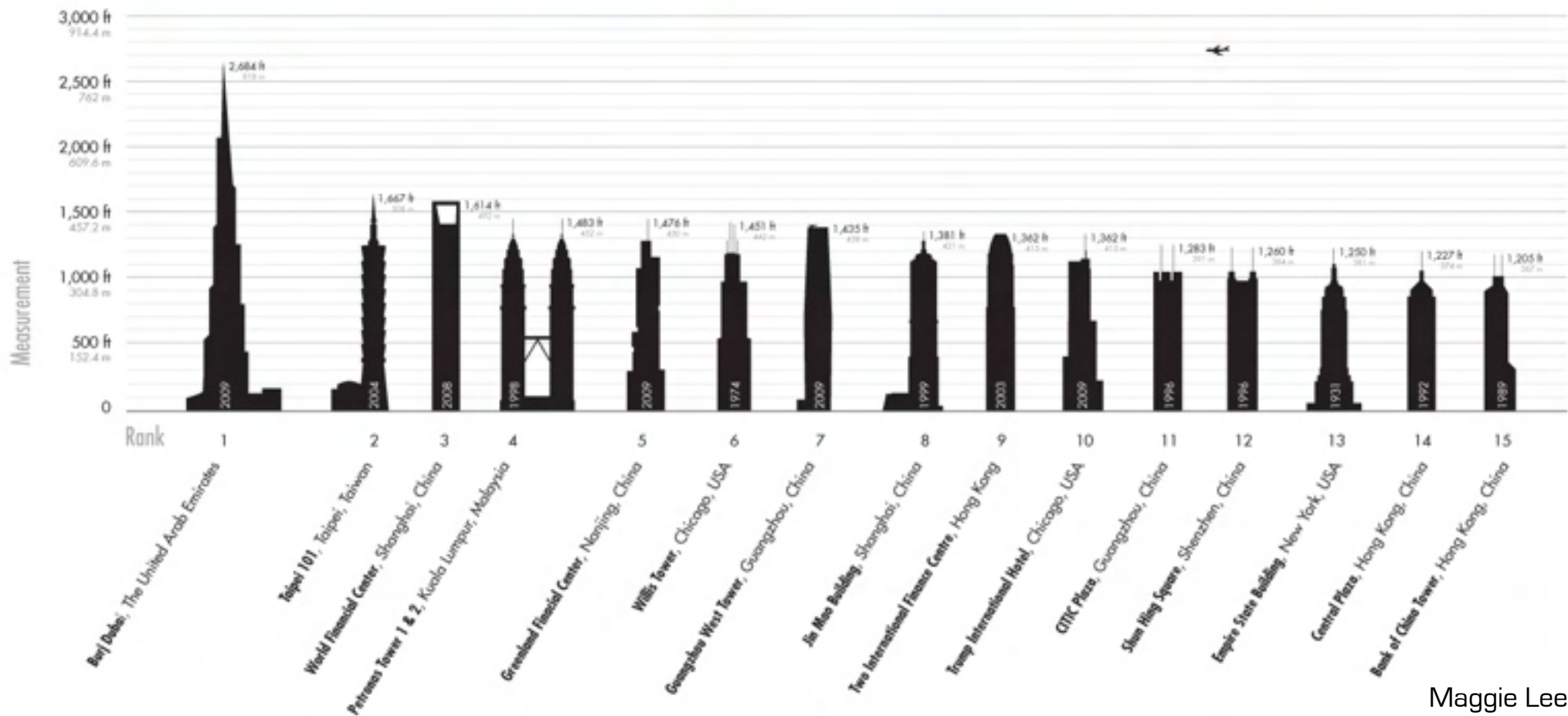
The visual map to the left shows the percentage of total water use in each region. While this is an effective visual, the size of the regions do not show the different percentage ratios. To compare ratios, the visual above shows the percentage of water used by a per-capita basis.

Water Use by Sector Agricultural, Domestic, and Industrial

Water use can be broken down into three main categories, water consumption domestically, industrially, and agriculturally. The Food and Agriculture Organization claims that 70 percent of world water goes to agriculture. Currently, countries considered low income are using most of their water agriculturally to provide food globally. These are also



World's Tallest Buildings 2009



Maggie Lee

Location Map

World Map: wikipedia.org



World's Tallest Building Criteria

Reference: skyscraper.com

Criteria for Inclusion on the List of 100 Tallest Buildings by the Council on Tall Buildings and Urban Habitat


This data was gathered and/or supplied by members and representatives of the Council on Tall Buildings and Urban Habitat who represent world leaders in the field of the built

When does a building appear on the list?

When a building is "topped out"—the point of construction when the structure has met its proposed structural top (see height definition below)—the building is officially ranked and is placed on the list.


Rank

Ranking is determined by height to the structural top of the building (see above). If there is a tie, the building with the larger number of stories is ranked higher. If a tie still remains, the building that was completed first is ranked higher. If a tie would still



Jun Wang
Readers: 455
LinkedIn connections: 500
<http://www.linkedin.com/pub/jun-wang/3/9aa/98a>
BUT! There are 7 matching results from LinkedIn...

LinkedIn connections



Mendeley's readers

Authors of the most read papers in biology (from Mendeley). Visualization by Giorgio Caviglia, William Gunn and Pino Trogu for the [Data in Sight challenge](#)

[academia iceberg](http://academia.iceberg)

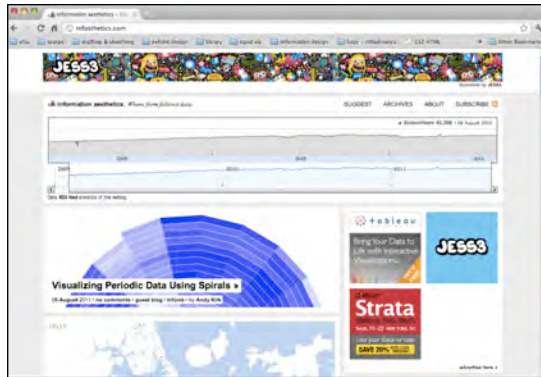
processing.org

[data in sight hackathon](http://datainsight.hackathon)

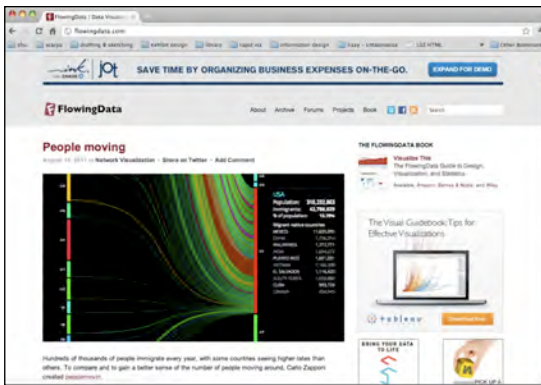
d3.js

Giorgio Caviglia, William Gunn, Pino Trogu

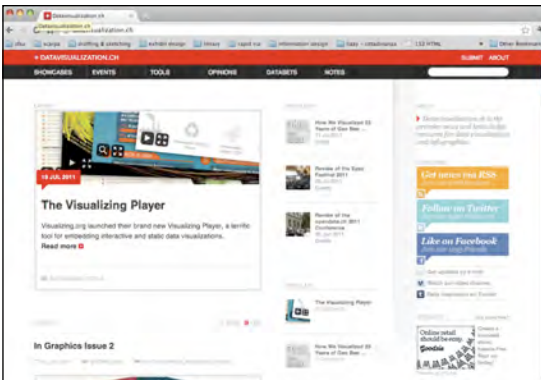
infosthetics.com



flowingdata.com



datavisualization.ch



class blog:

523informationdesign.blogspot.com



Google public data explorer:

google.com/publicdata/home



524

Information Design 2: Exhibits




Stream²⁰

FLUIDITY IN DESIGN

FOR ENTRIES

ANNIVERSARY STUDENT EXHIBITION

Office FA121





dream

Interactive display with posters and information panels.

Interactive display featuring physical models of chairs and tables on a white platform.

Interactive display featuring a grid of small photographs and a large poster with a circular pattern.

Interactive display with a curved top edge, featuring a string of warm lights and various items on shelves.

Ear Level

COACH

Interactive display with posters and text.

IMAGINE TOUCH FEEL

female: 2 gemin seeks a fitting funny and talkie man

Live. Learn. Explore

i n p u l s e

2010

THE RHYTHMS OF DESIGN





>>> In Pulse: The Rhythms of Design

Video presentation by Nancy Salcedo [on Youtube]

t h e
r h y t h m s
o f
d e s i g n





design is information



design is strategy



design is magic

design is technical



design is development



design is research



design is concept





Din

pulse

se

V



REVERB



REVERB

REVERB



Reverb video by BECA students.





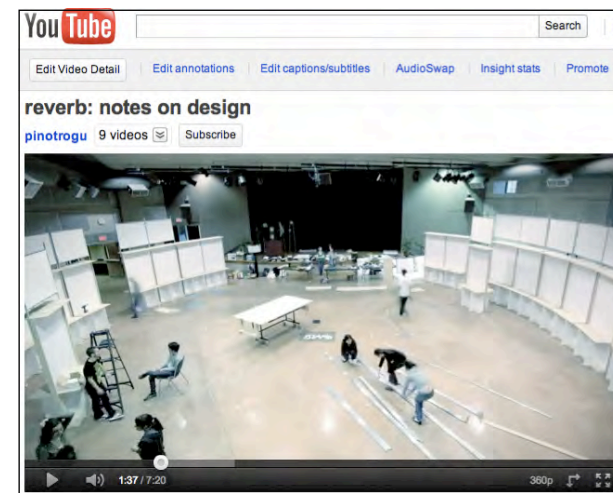


Photos: Kevin Funk

[Reverb trailer by Kevin Funk.](#)



[Reverb time lapse video by Kevin Funk.](#)



[Reverb video by BECA students.](#)



[blog: 524exhibit.blogspot.com](#)



More stuff...




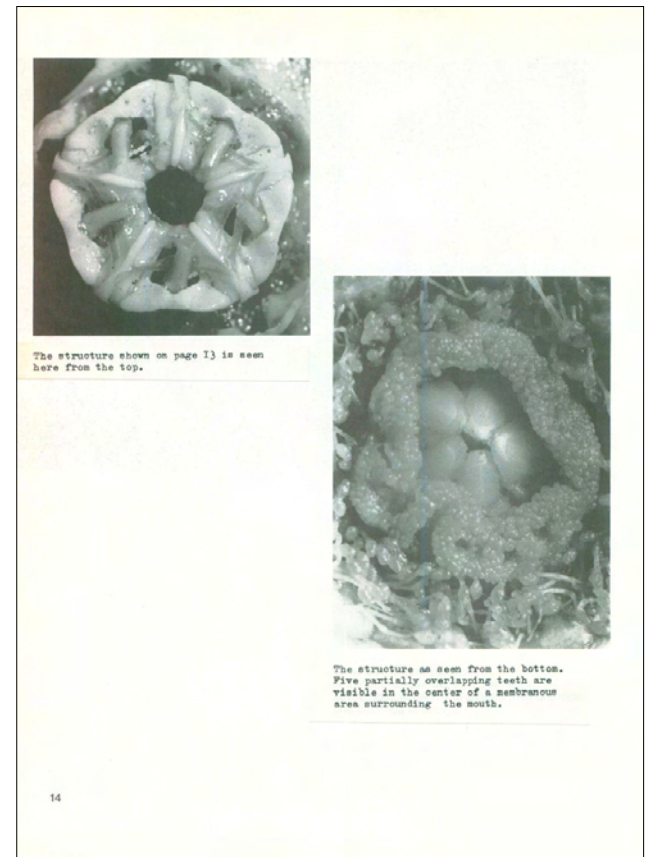

Photography workshop




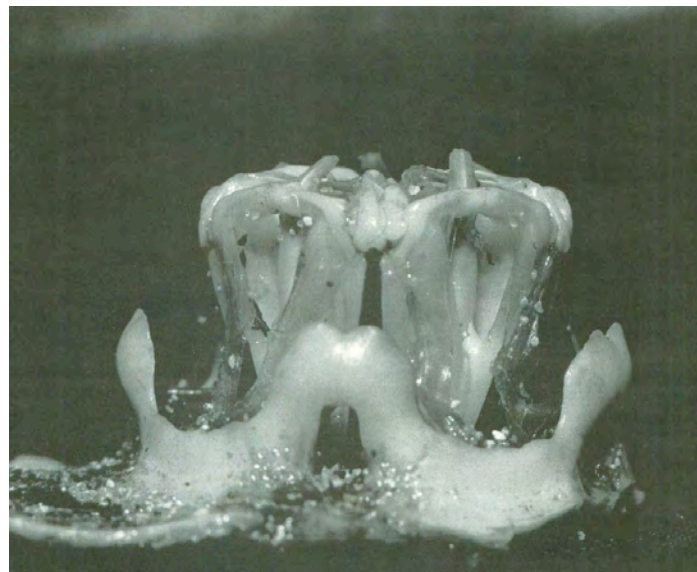





Letterpress
& bookbinding








Translations:
Bionic models








Rotazioni di catene esaedriche.




Translations:
Geometry models






- Letterpress, typography & bookbinding
- Basic design - foundation
- Color theory
- Semiotics

[go HOME](#)



- Design criticism
- Span across disciplines
- 2D, 3D, motion graphics, web design
- Computers and pencils



- Hand-eye connection
- How to teach drawing in the age of computer
(by doing, by building, by showing)
- How to teach design in the age of multidisciplinary
work processes



- Basic principles of design
- How to integrate the principles (less variable) with the
methods and technologies (more variable)

trogu.com

Download this slide show:

[trogu.com/Documents/
colloquium_presentations/2011](http://trogu.com/Documents/colloquium_presentations/2011)